

SpecialtyBins



2293 Series

Divider Bin for increasing yields by 5 to 10% for poultry and red meat stored or aged in bulk by replacing smaller totes and reducing handling bin. Molded in 2 way entry.



949 Stackbins Bins

Bulk Stacking Bins, General Purpose bins for stacking bulk product, 3 sizes available. Picture is largest at 44x44x44. Molded in bases 2 way entry.

Rotomax® Bins

Because wood is no good! Specially designed for agricultural and material handling industries. Eliminate the problems of contamination and cleaning associated with wooden boxes. Capacities available from 16 to 53 cubic feet.



Hogs Head Bin

887 – Engineered bin for demanding application, 48" Diameter, 48"H molded in 2 way, stacks with out lid, Round design is stress free, available in standard and HD weights.

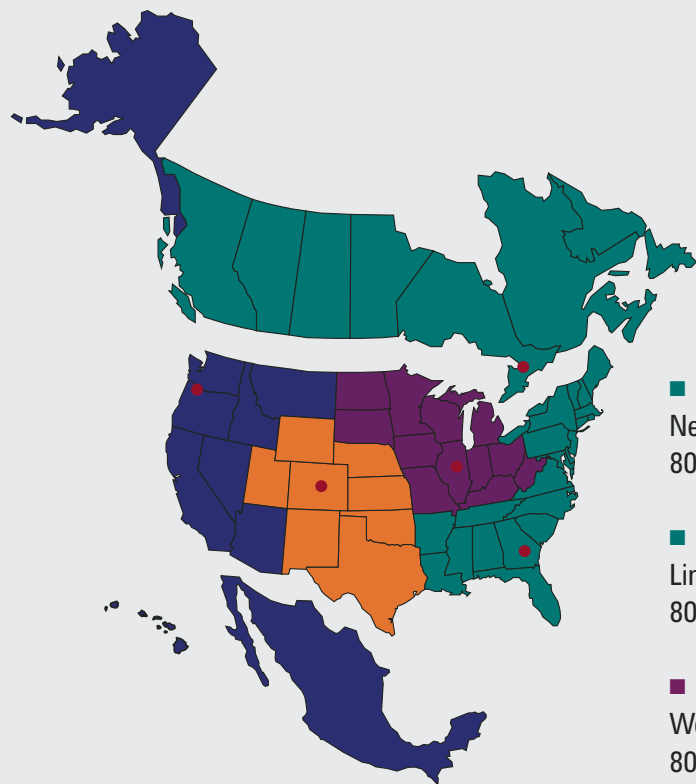


Tra-Totes

Perfect for field agricultural harvesting, or seafood, meat, poultry and/or processed food handling. Available in standard 1,000 pound capacity or a heavy duty 1,500 pound capacity. 90% nestable, stacks 3-high with lid (included).

Multi-Totes

Hold up to 716 pounds. Variety of sizes available.



BONAR
PLASTICS

www.bonarplastics.com

■ Southeast

Newnan, Georgia
800.768.6246

■ Eastern

Lindsay, Ontario
800.661.7686

■ Central

West Chicago, Illinois
800.295.3725

■ Midwest

Littleton, Colorado
800.886.2378

■ West

Ridgefield, Washington
800.972.5252



– Ice Cream/
Frozen Food



INSULATED BOXES
– Seafood



PAYLOADERS®
– Chemicals



HOPPERS
– Powders/
Tablets



TANKS



CARTS
– Recycling/
Laundry



MEDICAL WASTE
BINS



POWERFULLY TOUGH

BonarBins



MB 2936



MB 2736



MB 2836



MB 2956



MB 2900 inside view



MB 2900 base

BonarBins

Bonar Plastics offers versatile, multi-use bulk containers for use in a variety of industries. These tough, durable, yet lightweight bins provide improved in-plant handling and over-the-road hauling capacities. Scientifically engineered for added strength, Bonar bins are rotationally molded of USDA/FDA approved polyethylene. Every Bonar bin holds up to the tough challenges associated with the handling and transport of food products and bulk materials.

Standard footprint: 47" x 43" or 50" x 42"
Available in heights from 33" to 62" high

Features:

- Seamless, one piece construction
- Molded for extra strength with proprietary resin
- Extra thick corners and base resist impact and wear
- Reinforced top edge adds strength and resists splitting
- Smooth, seamless surface is easy to clean
- Lighter weight and less cost than stainless steel and much easier to handle
- Nestable / Stackable 2-high with optional lid
- 2-way and/or 4-way forklift and pallet jack entries available
- Stainless steel hardware on replaceable bases
- Socket base has molded-in wear pads

Monster Bin Series

SERIES #	BASE TYPE	ENTRY
2700	Molded in Pallet base	4-way entry
2800	Molded in Pallet base	2-way entry
2900	Replaceable Base*	4-way entry
<i>*UNIQUE FEATURE. Replaceable base is raised to allow run-off</i>		
2900	Base welded and sealed to bin	4-way entry
2900	Socket base, not attached	4-way entry
2900	Roll over base	4-way fork/2 way pallet jack

Series # (See above)	Item # Available for each series	Height (inches)	Capacity CuFt	Gallons	Liters
Choose a series number: 2700 2800 2900	MB33	33	28	207	784
	MB36	36	31	229	866
	MB39	39	34	251	950
	MB42	42	37	273	1,033
	MB45	45	40	296	1,120
	MB48	48	43	318	1,204
	MB51	51	46	340	1,287
MB56	56	49	362	1,370	

*Add 2 Cubic feet for molded-in base

Spin welds seal base from water

***Bonar Bin Exclusive**
Welded and sealed base.
No exposed hardware.

MB 2900
4 Way Welded Base



MB 2936 - 4 Way
Socket Base

MB 2900
Welded Base

MB 2733 - 4 Way
Molded-in Base
2 Way Stacked with lid

MB 2833 - 2 Way

MonsterBins

Five types of bases for every application:

Molded-In Base

- 2 way entry
- 4 way entry

Replaceable Base*

- 4 way entry


Roll-over Base*

- 4 way entry

Socket Base

- 4 way entry

*** Bases can be welded for sanitary purposes**




MB 2900 Base
Welded and Sealed

MB 2836 - 2 Way
Molded-in Base



2956 4 Way Welded Base

MB 2936 R/O Roll Over Base




MB 2700 Inside View
4 Way

MB 2900 Inside view

MB 2800 Inside View
2 Way
Interior ribs support bottom

1110 Series & 1140 Series



PC 1100 SERIES

Molded in 2-way entry
Outside Dimension: 50"L x 42"W

Item #	Height (inches)	Capacity CuFt	Gallons	Liters
PC36	36	31	229	866
PC37	37	34	251	950
PC39	39	36	266	1,007
PC40	40	37	273	1,033
PC43	43	40	296	1,120
PC44	44	42	310	1,173
PC46	46	43	318	1,204
PC49	49	46	340	1,287
PC52	52	49	362	1,370
PC57	57	52	384	1,453
PC60	60	55	407	1,541

PC 1140 SERIES

Replaceable base
***Exclusive* Welded and Sealed Base also available**
Outside Dimension: 50"L x 42"W

Item #	Height (inches)	Capacity CuFt	Gallons	Liters
PC36B	36	30	222	840
PC39B	39	32	236	893
PC42B	42	35	259	980
PC45B	45	38	281	1,064
PC47B	47	40	296	1,120
PC48B	48	41	303	1,147
PC51B	51	44	325	1,230
PC54B	54	47	347	1,314
PC59B	59	50	370	1,400
PC62B	62	53	392	1,484

Also available: Black reprocessed resin for non-food applications
Note: Specifications subject to change per manufacturing design and tolerances.