



GENERAL SERVICES ADMINISTRATION  
FEDERAL SUPPLY SERVICE

AUTHORIZED FEDERAL SUPPLY SCHEDULE PRICE LIST

On-line access to contract ordering information, terms and conditions, up-to-date pricing, and the option to create an electronic delivery order are available through *GSA ADVANTAGE!*, a menu-driven database system.

The INTERNET address for *GSA ADVANTAGE!* is: [GSAAdvantage.gov](http://GSAAdvantage.gov).

SCHEDULE 056 - "BUILDING MATERIALS"

<i>Attachment 1</i>	<i>Attachment 4</i>	<i>Attachment 6</i>
FSC Group 3990	FSC Group 5410	FSC Group 5670
SIN 357-09B / 357-10C / 357-11C / 357-99 / 361-05	SIN 361-10B / 361-10G	SIN 563-6 SIN 563-23

Contract Number GS-07F-5620P

Supplement No. 11, 6/2/09

For more information on ordering from Federal Supply Schedules, click on the "FSS Schedules" button at [fss.gsa.gov](http://fss.gsa.gov).

Contract Period: 03/01/09 through 02/28/14

DACO Corporation  
18715 East Valley Highway  
Kent, WA 98032-1241

[www.DACOCorp.com](http://www.DACOCorp.com)  
800-345-3226 / 425-656-4505 (Phone)  
425-656-4503 (Fax)

CONTRACT ADMINISTRATOR: Denice Bethea  
[denice@dacocorp.com](mailto:denice@dacocorp.com)

---

SMALL BUSINESS

1a: Table of Awarded SPECIAL ITEM NUMBERS (SINs):

SIN	Product Description
357-09B, 361-05	Pallet Trucks & Ergonomic Lifts
357-10C	Pallets
357-11C	Safety Products
357-11C	Shelving
357-11C	Packaging Equipment
357-99	Warehouse Storage Boxes
361-10B	In-Plant Offices
361-10B	Mezzanines
361-10G	Guard Houses
563-6	Anti Fatigue Matting
563-23	Strip Door Material

1b: Lowest priced model number and price:

SIN	Description	Part Number	
357-09B	Ergonomic Lift	LV-10	
357-10C	Export Pallet	0403297	
357-11C	Safety Products	SU12L	
357-11C	Shelving	6E3612-4	
357-11C	Packaging Equipment	FK100	
357-99	Warehouse Storage Box	MACX - Vented	
361-05	Ergonomic Lift	X-20C	
361-10B	In-Plant Office	8x8x8 2W	
361-10B	Mezzanines	Kickplate	
361-10G	Guard House	43	
563-6	Anti Fatigue Matting	Grommet	
563-23	Strip Door Material	8"x150'R-Roll	

1c: Hourly Rates: Not Applicable

2: Maximum Order:

SIN	Amount
357-09B, 357-10C, 357-11C	\$ 25,000.00
563-6, 563-23	\$ 75,000.00
357-99, 361-05	\$125,000.00
361-10B, 361-10G	\$200,000.00

2: Maximum Order (continued...):

In accordance with FAR 8.404, before placing an order that exceeds the maximum order threshold, ordering offices shall:

- 1) Review additional schedule contractors' catalogs/price lists or use the "GSA Advantage!" on-line shopping service.
- 2) Based upon the initial evaluation, generally seek price reductions from the schedule contractor(s) appearing to provide the best value (considering price and other factors), and
- 3) After price reductions have been sought, place the order with the schedule contractor that provides the best value and results in the lowest overall cost alternative (see FAR 8.404(a)). If further price reductions are not offered, an order may still be placed, if the ordering office determines that it is appropriate.

3: Minimum Order:

SIN	Amount
357-09B, 357-10C, 357-11C, 357-99, 361-05, 563-6, 563-23	\$100.00
361-10B, 361-10G	\$200.00

4: Geographic Coverage (delivery area): Domestic

5: Points of Production:

SIN	Product Description	Points of Production
361-05	Ergonomic Lifts - All Part Numbers	Bishamon 5651 East Francis Street (San Bernadino County) Ontario, CA 91761
357-09B 361 05	Pallet Trucks, Ergonomic Lifts LV & LVE Series only Ergonomic Lifts X & XL Series only	Sugiyasu Corporation 3-21, 4'Chome Takahama City, Aichi Pref. 444-1394 Japan
357-10C	Plastic Pallets #0403297, #0403032 #0403029, #0404736 #0404734	Orbis 1320 Earl Street (Winnebago County) Menasha, WI 54952-0329
357-10C	Plastic Pallets #6237990 #8027000	Orbis 850 Raco Street (Gwinnett County) Lawrenceville, GA 30045
357-11C	Safety Products All Part Numbers	Cubic Designs 16770 West Victor Rd ( Waupaca County) New Berlin, WI 53151

5: Points of Production (...continued):

SIN	Product Description	Points of Production
357-11C	Shelving All Part Numbers	Rapid Rack 14421 Bonelli Street ( Los Angeles County) City of Industry, CA 91746
357-11C	Packaging Equipment All Part Numbers	Highlight Industries 2694 Prairie Street SW (Kent County) Wyoming, MI 49549
357-99	Warehouse Storage Box # MACX - Solid # MACX - Vented	Decade Products 4950 37th Street SE (Kent County) Grand Rapids, MI 49512-4072
357-99	Warehouse Storage Box #KitBin	Dolav/DVIR-LAHAV Plastic Products Kibbutz Dvir, M.P. Negev 85330 Israel
361-10B 361-10G	In-Plant Offices Guard Houses All Part Numbers	Starrco Company 11700 Fairgrove Industrial Blvd (St. Louis County) Maryland Heights, MO 63043
361-10B	Mezzanines All Part Numbers	Steele Solutions Inc. 9909 South 57th Street (Milwaukie County) Franklin, WI 53132
563-6	Anti Fatigue Matting	Pro-Tech Mat Industry 72-104 Corporate Way (Riverside County) Thousand Palms, CA 92276
563-23	Strip Material All Part Numbers	Trax Industrial Products 3352 Swetzer Road (Placer County) Loomis, CA 95650

6: Discount from list prices: Prices shown herein are net prices (discounts deducted)

7: Quantity Discounts:

- |             |   |
|-------------|---|
| SIN 357-09B | Additional discount given - see price list  |
| SIN 357-10C | <ul style="list-style-type: none"> <li>• Freight allowed on orders of 50+ pieces shipping to locations west of the Mississippi.</li> <li>• For orders under 50 pieces, add 10% for shipping.</li> <li>• For orders delivering east of the Mississippi, FOB origin.</li> </ul> |
| SIN 357-11C | Additional discount given - see price list  |
| SIN 357-99  | Additional discount given - see price list  |

7: Quantity Discounts (continued):

SIN 361-05	Additional discount given - see price list
SIN 361-10B / 361-10G	N/A
SIN 563-6	N/A
SIN 563-23	Freight allowed on roll material orders above 200 lbs.

8: Prompt Payment Terms: 1% 10 Days

9a: Government purchase cards are accepted at or below the micro-purchase threshold - Yes

9b: Government purchase cards are accepted above the micro-purchase threshold - Yes

10: Foreign Items:

Israel:	Warehouse Storage Boxes (KitBin)
Japan:	Pallet Trucks & Ergonomic Lifts (X, LX, LV & LVE Series only)

11a: Time of Delivery:

SIN 351-09B (Pallet Trucks, LV & LVE Series only )	90 days ARO to ship
SIN 351-09B (All other part numbers)	21 days ARO to ship
SIN 357-10C(Orbis Plastic Pallets)	45 days ARO to ship
SIN 357-11C	21 days ARO to ship
SIN 347-99	24 days ARO to ship
SIN 361-05 (X & XL Series only)	90 days ARO to ship
SIN 361-05	21 days ARO to ship
SIN 361-10B	21 days ARO to ship
SIN 361-10G	60 days ARO to ship
SIN 563-6	7 days ARO to ship
SIN 563-23	21 days ARO to ship

11b: Expedited Delivery:

SIN 351-09B	5 days if in stock
SIN 357-10C (Orbis Plastic Pallets)	5-7 days if in stock
SIN 357-11C	5-7 days if in stock
SIN 357-99	5-7 days if in stock
SIN 361-05	5 days if in stock
SIN 361-10B	7-8 days
SIN 361-10G	33 days
SIN 563-6	3 days if in stock
SIN 563-23	8 days

11c: Overnight and 2-Day Delivery: Most items can be expedited to overnight or 2-Day delivery. Please call for rates for overnight and 2-Day service.

11d: Urgent Requirements: When the delivery period above does not meet the customer's bona fide urgent delivery requirements, customers are encouraged, if time permits, to contact the contractor for the purpose of requesting accelerated delivery. The contractor shall reply within 3 workdays after receipt. (Telephonic replies shall be confirmed by the contractor in writing.) If the contractor offers an accelerated delivery time acceptable to the customer, any orders placed pursuant to the agreed upon accelerated delivery time frame shall be delivered within this shorter time and in accordance with all other terms and conditions of the contract.

12. FOB Points: FOB Origin. All products may ship from their point of origin. In addition, many are in stock at DACO, Kent, WA, or other warehouses also. See individual item for closest shipping point. Call DACO Contract Administrator (see cover page) for assistance.
- 13a. Ordering address:  
 DACO Corporation  
 18715 East Valley Highway  
 Kent, WA 98032-1241
- Denice Bethea  
 PH# 425-264-4814/ 800-345-3226 ext. 814  
 FX# 425-656-4503  
[denice@dacocorp.com](mailto:denice@dacocorp.com)
- 13b. Ordering Procedures: For supplies and services, the ordering procedures, information on Blanket Purchase Agreements (BPAs), and a sample BPA can be found at the GSA/FSS Schedule homepage ([fss.gsa.gov/schedules](http://fss.gsa.gov/schedules)).
14. Payment Address:  
 DACO Corporation  
 18715 East Valley Highway  
 Kent, WA 98032-1241
15. Warranty Provision: Warranty varies by product and manufacturer. See individual item.
16. Export Packing Charges: N/A
17. Terms and conditions of Government purchase card acceptance (any thresholds above the micro-purchase level.): Will accept Government Purchase Card for orders of \$2,500.00 or less. Contact contract administrator for acceptance of larger orders.
18. Terms and conditions of rental, maintenance, and repair: N/A
19. Terms and conditions of installation: N/A
20. Terms and conditions of repair parts: N/A
21. Terms and conditions for any other services: N/A
22. List of participating dealers: N/A
23. Preventative maintenance: N/A
- 24a. Special attributes such as environmental attributes: None
- 24b: N/A
25. DUNS # 076637776  
 TIN# 91-196-2432
26. DACO is registered in the Central Contractor Registration (CCR) database.  
 CAGE Code: 0ARJ2



UniLift™

The only pallet transporter and positioner that can lift a standard pallet or skid without straddling it!

The Bishamon UniLift™ gives you the best of both worlds. It maneuvers like a pallet jack and lifts like a lift table. It is the only product available that can transport and lift a closed bottom pallet without straddling it.

In the past, straddle stackers were the only product available to manually transport and lift a pallet. However, these products proved to be very difficult and cumbersome to maneuver. The new Bishamon UniLift rolls, steers, and maneuvers like a typical pallet jack, enabling easy transport and precise load positioning. Combining these features with the ability to raise a pallet to a convenient working height truly gives you the best of both worlds.

Like all Bishamon products, the UniLift improves worker productivity and safety. By bringing the load closer to the worker, the UniLift reduces operator stress and fatigue, while improving productivity.

The Bishamon UniLift's design is unique from the ground up. Revolutionary, deployable outriggers supply high lift load support without straddling the load will provide years of trouble-free operation.

Features:

- Can be used with standard GMA pallets and/or skids.
- Dual-purpose product allows for both transport and load positioning.
- Handles and steers like a standard pallet jack.
- Lifting fork height up to 34".
- Lift capacity of 2000# (see chart).
- On-board, automatic battery charger.
- Efficient 24 VDC battery system powers lift operation
- Electro-mechanical outrigger actuation with position sensors.
- Electronic operator console with "Raise" and "Lower" push buttons, dual function key / battery disconnect switch, outrigger position LEDs and battery status LED.
- 8" diameter polyurethane steering wheels.
- 3" diameter polyurethane load wheels.
- Durable powder coated finish.

Model	Pallet Jack Mode Capacity (lbs.)	High Lift Mode Capacity 20" Load Center (lbs.)	High Lift Mode Capacity 24" Load Center (lbs.)	Approximate Shipping Weight (lbs.)
UNI-20	2,000	2,000	1,700	750



## EZ Mover™



**BS Series Hand Pallet Trucks** are easy to use and exceptionally durable, with capacities of 2,500 to 6,500 lbs., fork widths of 20 1/2 or 27 in and fork lengths of 32 to 48 in.

All Bishamon products are designed and constructed for lifting and moving applications under the toughest working conditions, offering years of trouble-free operation. They reflect over 50 years of proven Bishamon performance.

### Features:

- Three position hand lever controls hydraulic system with the handle in any position.
- Handle swivels through 210 degrees.
- Foot and hand controls for the lowering function.
- Rugged construction, with heavy gauge steel and sturdy continuous welds throughout.
- Steering head and hydraulic assembly use low friction thrust bearings.
- Double ball bearings in each wheel.
- Polyurethane wheel surfaces, bonded to cast iron.
- Hydraulic systems proven on a range of Bishamon lift products.
- Lift height up to 8 in.
- Surfaces cleaned and a quality baked enamel finish applied.
- Low profile model lowers fork height to 2 in.
- Heavy-duty model has 6,500 lb capacity and dual load wheels in each fork.
- Standard unit features 2.9" lowered height and 5,500 lb. capacity.

Model	Capacity (pounds)	Overall Fork Dimensions (inches)		Fork Height (inches)		Weight (pounds)
		Length	Width	Lowered	Raised	
BS-55A	5,500	48	27	2.94	7.75	217
BS-55B	5,500	42	27	2.94	7.75	214
BS-55C	5,500	36	27	2.94	7.75	204
BS-55D	5,500	32	27	2.94	7.75	210
BS-55F	5,500	42	20.50	2.94	7.75	202
BS-55G	5,500	36	20.50	2.94	7.75	192
BS-55H	5,500	32	20.50	2.94	7.75	185
BS-25A	2,500	48	27	2	5.50	213
BS-65A	6,500	48	27	3.25	8	281

For overall length add 15 in. to fork length.  
 Maximum overall height is 50 in.  
 Fork width is 6 in.

### Options

Model	Description	Dimensions
PAL-K	Backrest, field installation kit	46" high (above forks) x 1.50" deep
PAL-F	Backrest, factory installed	46" high (above forks) x 1.50" deep
SABS-K	Skid adapter, field installation kit	3" high x length of fork
SABS-F	Skid adapter, factory installed	3" high x length of fork

Note: Specify model number of pallet jack when ordering.

FSC 3990 / SIN 357-09B PALLET TRUCKS



SkidLift™ LV Series



SkidLift™ LVE Series



LV and LVE Series Skid Lifts are rugged, high-rise pallet truck lifts with capacities of 1,000 or 2,200 lbs.

Features:

- Easily accessible hand and foot controls.
- Heavy gauge steel and sturdy continuous welds throughout.
- Steel lifting forks.
- Eight models in series.
- Twin heavy-duty lifting chains with 2 to 1 lifting ratio.
- 180-degree rotating steering wheels.
- Polyurethane wheels with quality bearings.
- Superior hydraulic systems proven on a range of Bishamon lift products.
- Locking foot brake.
- 29 1/2 in. travel range.
- Forks lower to 3 1/4 in.
- Surfaces cleaned and a quality baked enamel finish applied.

Model	Travel (inches)	Capacity (pounds)	Overall Fork Dimensions (inches)		Fork Height (inches)		Strokes or Lift Speed	Shipping Weight (pounds)
			Width (OD)	Length	Lowered	Raised		
LV-10	29.50	1,000	20.5	42.5	3.3	32.8	50	300
LV-10W	29.50	1,000	27	42.5	3.3	32.8	50	325
LV-100	29.50	2,200	20.5	42.5	3.3	32.8	48	350
LV-100W	29.50	2,200	27	42.5	3.3	32.8	48	375
Battery Operated Model								
LVE-50E	29.50	1,000	20.5	42.5	3.3	32.8	7	340
LVE-50 WE	29.50	1,000	27	42.5	3.3	32.8	7	370
LVE-100E	29.50	2,200	20.5	42.5	3.3	32.8	7	440
LVE-100WE	29.50	2,200	27	42.5	3.3	32.8	7	460
Accessories for LV Series								
Model	Description							
LV-10 Table	Table top accessory converts skid lift into mobile lift table / work station							
LV-10WTable	Table top accessory for wide model converts skid lift into mobile lift table / work station							
LV-100 Table	Table top accessory converts skid lift into mobile lift table / work station							
LV-100W Table	Table top accessory for wide model converts skid lift into mobile lift table / work station							

FSC 3990 / SIN 357-09B ERGONOMIC LIFTS



EZ Loader<sup>®</sup>  
EZ-30 / EZ-45

EZ Loader<sup>®</sup>  
EZ-2-25 / EZ-2-40

EZ Loader<sup>®</sup>  
EZ-3-25

EZ Loader Automatic Work Positioners are the modern way to manually load and unload pallets by bringing the level and location of the top of load closer to the person doing the work. Pallet loading and unloading time can be reduced by 40%, thereby substantially increasing productivity.

Features:

- Firestone Airstroke Actuator™; raises and lowers the pallet.
- Firestone tests and warrants each unit for a lifetime against workmanship or material defects.
- Pressure relief valve prevents excess pressures.
- Spring-free, using captivated air to pressurize the Airstroke.
- Actuator and a bleed valve for capacity adjustments.
- Self-dampening operation.
- Heavy-duty, structural steel construction throughout.
- Rotating ring on top of unit.
- Center pivot on rotator ring prevents uneven rotation.
- Load weight compensating to keep the top of the load at a convenient working height.
- System easily adjust for varied loads without guessing or changing springs.
- Clean design requires minimum of maintenance.
- Product comes fully assembled.
- Powder coated finish.
- Air gauge indicates system pressure Totally self-contained, does not require constant air supply.
- Self-raising and lowering of the pallet as load weight changes.
- Years of trouble-free use.
- No springs to change or estimating of weight.
- Simple adjustments of weight capacities to work requirements.
- Self-dampening eliminates the need for shock absorbers.
- Products can take the hard use of a rough industrial environment.
- Rotating ring minimizes walking and reaching during the loading process.
- Smooth, even rotator ring motion improves worker efficiency.
- Work is always lifted to the optimum level so worker does not have to bend, stretch or strain.
- Requires very little maintenance.
- No assembly required.

Model	Travel (inches)	Collapsed Capacity Range (pounds)		Height (inches)		Shipping Weight (pounds)
		Minimum	Maximum	Lowered	Raised	
EZ-30	21.25	450	3,000	8.75	30	500
EZ-45	21.25	1,100	4,500	8.75	30	550
Optional Models	Description					
EZ-30-WDE	EZ-30 and USDA accepted washdown package w/epoxy finish and solid round stainless steel top					
EZ-45-WDE	EZ-45 and USDA accepted washdown package w/epoxy finish and solid round stainless steel top					
EZ-30-FA	EZ-30 with fork access (adjustable leveling foot @ 4 corners of base frame) for pallet truck portability					
EZ-45-FA	EZ-45 with fork access (adjustable leveling foot @ 4 corners of base frame) for pallet truck portability					
EZ-30-FHD	EZ-30 with fluid hold down function to hold the EZ Loader in the nearly collapsed position while unloading					
EZ-45-FHD	EZ-45 with fluid hold down function to hold the EZ Loader in the nearly collapsed position while unloading					
EZ-30-MAR	EZ-30 with manual air release feature that allows the operator to release air from the EZ Loader					
EZ-45-MAR	EZ-30 with manual air release feature that allows the operator to release air from the EZ Loader					
EZ-30-AAR	EZ-30 with an automatic air release function that releases the air from the EZ Loader in the collapsed position					
EZ-45-AAR	EZ-45 with an automatic air release function that releases the air from the EZ Loader in the collapsed position					
EZ-2-25	EZ Leveler for pit mounting with capacity range of 650 - 2,500 lbs.					
EZ-2-40	EZ Leveler for pit mounting with capacity range of 2,000 - 4,000 lbs.					
EZ-3-25	EZ Veyor with non rotating roller conveyor top and capacity range of 600 - 2,500 lbs.					
EZ-30-SS	EZ-30 model EZ Loader in grade 304 stainless steel					
EZ-45-SS	EZ-45 model EZ Loader in grade 304 stainless steel					
Accessories for EZ Series						
Brake Kit	Rotator ring brake to prevent rotation of ring					
Bellows Pkg.	Accordion bellow skirting w/frame					
SL Portability Pkg.	Semi live portability (for moving unloaded lift) with 2 wheels and dolly handle					
SL Portability	Semi live portability (for moving unloaded lift) with 2 wheels (WITHOUT dolly handle)					
Cart Portability	Portability with 2 swivel wheels and 2 rigid wheels (adds 7" to lowered height)					
Solid Round Top	Solid round turntable					
Oversize Platform	Solid rectangular top sizes of 44x44, 44x46, 44x48, 46x46, 46x48, 48x48					
EZ Floor Mount TT	Floor mounted 4,500 lbs. capacity 43 in. dia. rotating turntable					
Pedestal Stand	Hand control valve stand for units with control valving					

FSC 3990 / SIN 361-05 ERGONOMIC LIFTS



EZ OFF<sup>®</sup> EZO-25E

EZ OFF<sup>®</sup> EZO-25

EZ OFF<sup>®</sup> EZO-25AR

EZ OFF<sup>®</sup> series Pallet Positioners are the modern way to manually load or unload pallets in applications where the loaded pallets are transported with a pallet truck. Like Bishamon's popular EZ Loader<sup>®</sup>, the EZ OFF Loader<sup>®</sup> is self-leveling and automatically maintains the load at a convenient working height. The EZ OFF Lifter<sup>®</sup> provides full hydraulic control of the platform. The height of the platform is completely variable between its upper and lower travel limits. The EZ OFF<sup>®</sup> Loader AR is the air release version.

**EZ OFF Lifter<sup>®</sup> Standard Features:**

- Feet-clear safety circuit automatically stops the platform descent at 9.00 in. above the floor preventing unintentional foot entrapment under the platform or pallet.
- Safety warning lights and alarm alert the operator before the platform lowers from the intermediate safety stop.
- Platform safety covers guard pinch points around the mast and mast rollers.
- Chain cover guards pinch points around the upper chain wheel.
- Hydraulic power unit with unitized control valves and reservoir.
- High torque, 1 HP 115 V electric motor.
- 40.50 in. diameter rotating disk supported by 32 precision ball bearings.
- Automatic platform lock prevents platform rotation in the lowered position.
- Hinged integrated approach ramp.
- Integrated lifting tabs and platform catches for transporting with a forklift.
- Rear leveling feet.
- Durable powder coated finish.

**EZ OFF Loader<sup>®</sup> Standard Features:**

- Load support provided by a Firestone Airstroke™ actuator.
- Feet-clear safety valve automatically stops the platform descent at 7.75 in. above the floor preventing unintentional foot entrapment under the platform or pallet.
- Platform safety covers guard pinch points around the mast and mast rollers.
- Chain cover guards pinch points around the upper chain wheel.
- Hydraulic power unit with unitized control valves and reservoir.
- Captive pneumatic system easily adjusts for varied load weights.
- Pneumatic system with an automatic air release safety circuit requires a live air source. (AR<sup>®</sup> model only)
- Automatic lower lock control prevents the platform from raising after the load is removed with the pallet truck. (does not apply to AR<sup>®</sup> model)
- 40.50 in. diameter rotating disk supported by 32 precision ball bearings.
- Automatic platform lock prevents platform rotation in the lowered position.
- Hinged integrated approach ramp.
- Integrated lifting tabs and platform cachet for transporting with a forklift. .
- Rear leveling feet.
- Durable powder coated finish.

Model	Travel (inches)	Collapsed Capacity Range (pounds)		Height (inches)		Maximum Pallet Size (inches)	Shipping Weight (pounds)
		Minimum	Maximum	Lowered	Raised		
Electric - Hydraulic with 115V, power unit							
EZO-25E	28.25	N/A	2,500	1.75	30	44 x 48	1,350
Automatic Self-Leveling with Captive Air							
EZO-25	28.25	700	2,500	1.75	30	44 x 48	1,350
Automatic Self-Leveling with Live Air							
EZO-25AR	28.25	* See Note Below		1.75	30	44 x 48	1,350

\* NOTE: For loading applications, the EZO-25AR has a self-leveling capacity range of 450-2,500 lbs. In unloading applications, the EZO-25AR will not self level and allow pallet rotation above the outrigger legs until the load weight is 1,300 lbs. or less.



Vision®



Vision Series Lift Tables are versatile and heavy-duty. These electro-hydraulic scissor lift tables are currently available in 2500 and 3500 lb capacities with a vertical travel of 36 in. Lifts will feature lowered heights of 7.0 or 7.5 in., depending on capacity and vertical travel. Vision lifts offer unsurpassed safety features and will be provided in a wide range of platform sizes. Vision lifts are designed to meet the toughest working conditions and safety standards in the world. They offer years of trouble-free operation and reflect over 50 years of proven Bishamon performance.

Features:

- Quick ship program guarantees shipment in 48 hours.
- Complies with ANSI and European standards for lift tables.
- Integral base frame switch for safety compliance when the platform size does not exceed the base frame size by 5.90 in. (150 mm) per side, a current CE requirement.
- 24 volt operator control system.
- UL Recognized Power Unit (UL 201 "Standard for Safety of Garage Equipment").
- Unitized, compact, internal power unit and reservoir combination
- Pressure compensated flow control at power unit.
- Flow limiting valve at each cylinder.
- Cylinder rod end reservoir with return line connected to power unit reservoir hinged maintenance catches (powder coated safety yellow).
- Entrapped scissor rollers for increased stability.
- Self-lubricating, maintenance free bushings at all pivot points.
- Heavy duty torque tube at scissor center pivot.
- Pin connection at both ends of hydraulic cylinder(s).
- 208-230/3ph/50-60 Hz power unit standard (optional voltages available).

Unsurpassed operator safety and exceptional features generate the following advantages:

- Integral base frame switch provides safety compliance with smaller platform sizes
- Power unit complies with demanding state and local building codes.
- Clean unitized internal power unit and reservoir design eliminates modular components connected by separate hoses and fittings and reduces possibility of hydraulic fluid leakage.
- Pressure compensated flow control at power unit provides controlled descent regardless of load.
- Flow limiting valve at each cylinder provides a controlled descent in the unlikely event of a hydraulic line rupture and eliminates the possibility of the lift being locked in the fully raised position.
- Cylinder rod end reservoir eliminates the possibility of moisture and contamination being drawn into the rod side of the cylinder and provides extra lubrication for smooth cylinder operation
- Improved maintenance access.
- Improved appearance, durability and corrosion resistance.

Model	Travel (inches)	Capacity (pounds)	Platform Size (inches)		Height (inches)		Up Speed (seconds) *	Shipping Weight (pounds)
			Minimum	Maximum	Lowered	Raised		
VIS-25-36	36	2,500	24 x 48	48 x 72	7.06	43.06	10	590
VIS-35-36	36	3,500	24 x 48	48 x 72	7.44	43.44	11	625
VIS-50-36	36	5,000	24 x 48	48 x 72	7.50	43.50	20	735
VIS-65-36	36	6,500	24 x 48	48 x 72	7.50	43.50	22	750
VIS-25-24	24	2,500	24 x 41	48 x 60	7.06	31.06	7	445
VIS-35-24	24	3,500	24 x 41	48 x 60	7.13	31.13	8	455
VIS-50-24	24	5,000	24 x 41	48 x 60	7.13	31.13	13	640
VIS-65-24	24	6,500	24 x 41	48 x 60	7.13	31.13	15	655
VIS-15-48	48	1,500	30 x 62.5	48 x 96	7.38	55.38	11	885
VIS-25-48	48	2,500	30 x 62.5	48 x 96	7.38	55.38	12	895
VIS-35-48	48	3,500	30 x 62.5	48 x 96	7.50	55.50	21	1,030
VIS-50-48	48	5,000	30 x 62.5	48 x 96	7.50	55.50	23	1,050
VIS-65-48	48	6,500	30 x 62.5	48 x 96	7.75	55.75	27	1,060

• Note: Up speeds are slower with 115V power unit

FSC 3990 / SIN 361-05 ERGONOMIC LIFTS



Vision®



Vision Series Accessories & Options

Accessory / Option	Description
Integral Turntable Top	40.50 in. diameter integral mounted turntable. Adds 1.75 in. to lowered height
Overside Platform	Any oversize platform up to maximum size catalogued with straight toeguards for surface mounting
Oversize Rotating Platform	Any oversize rotating platform. Minimum 42" x 42". Maximum 48" x 48"
Foot Operated Control	Foot operated controls with guard
Upper Travel Limit Switch	Upper travel limit switch (requires desired raised height info) available on 36 & 48" travel units
Bellow skirting 36 in.	Accordian bellow skirting for 36 in. travel lift
Bellows skirting 24 in.	Accordian bellow skirting for 24 in. travel lift
Bellows skirting 48 in.	Accordian bellow skirting for 48 in. travel lift
SL Portability 36 in.	Semi live portability (for moving unloaded lift) with 2 wheels and dolly handle for lift with 24 x 48 base frame (36 in. travel models). Adds 3/8 in. to lowered height. 2,500 and 3,500 cap only
Caster Portability Cart 36 in.	Portability with 2 swivel wheels and 2 rigid wheels for 2,500 & 3,500 lbs. capacity lifts with 24 x 48 base frame (36 in. travel models). Adds 6.75 in. to lowered height
Caster Portability Cart 24 in.	Portability with 2 swivel wheels and 2 rigid wheels for 2,500 & 3,500 lbs. capacity lifts with 24 x 41 base frame (24 in. travel models). Adds 6.75 in. to lowered height
Caster Portability Cart 48 in.	Portability with 2 swivel wheels and 2 rigid wheels for 1,500 & 2,500 lbs. capacity lifts with 30 x 62.5 base frame (48 in. travel models). Adds 6.75 in. to lowered height
Caster Portability 36 in. > 3,500 lbs.	Portability with 2 swivel wheels and 2 rigid wheels for 5,000 & 6,500 lbs. capacity lifts with 24 x 48 base frame (36 in. travel models). Adds 9.5 in. to lowered height
Caster Portability 24 in. > 3,500 lbs.	Portability with 2 swivel wheels and 2 rigid wheels for 5,000 & 6,500 lbs. capacity lifts with 24 x 41 base frame (24 in. travel models). Adds 9.5 in. to lowered height
Caster Portability 48 in. > 3,500 lbs.	Portability with 2 swivel wheels and 2 rigid wheels for 3,500, 5,000 & 6,500 lbs. capacity lifts with 30 x 62.5 base frame (48 in. travel models). Adds 9.5 in. to lowered height
Push Bar	Push bar for caster portability lifts
Epoxy Coating	Epoxy washdown powder coated finish
Stainless Steel Platform Overlay	Platform with a stainless steel overlay attached to platform top. (per square foot)
Gravity Conveyor Top	1.9 in. @ 3 in. center gravity roller conveyor platform (up to maximum platform size)
Ball Transfer Top	1 in. diameter @ 3 in. center roller ball transfer platform (per square foot)
Sub Base	Lift table sub base to increase lowered height up to 24 in.
Fork Pockets	8 x 2 fork pocket tubes installed. Adds 2 in. to lowered height
Beveled Toeguard Platform	Any oversize platform (adds 10" to minimum) up to maximum size catalogued with beveled toeguards for pit mounting. All lifts that have a platform with beveled toeguards for pit mounting will be supplied with external power unit and lifting bolts
External Power Unit	Remote power unit with 5 ft. hydraulic hose
12V DC Power Unit	12V DC intermittent duty power unit w/pendant hand control (does not include a charger or battery)
Air Ext. Power Unit	External air/hydraulic power unit assy.

FSC 3990 / SIN 361-05 ERGONOMIC LIFTS



Lift2K<sup>®</sup>



No matter how you compare it, Bishamon's Lift 2K™ Scissor Lift Tables lifts more for less. Manufactured from the ground up, it is designed to increase productivity and reduce worker strain in today's harsh industrial environments. By lifting and accurately positioning the load, the Lift 2K™ eliminates unproductive lifting and stretching that ultimately leads to worker fatigue, injuries, and product damage. It is available in two platform sizes, offers options for bellows and portability, and meets all ANSI standards for lift tables.

Features:

- Standard Features
- Unparalleled price for a 2000 lb. capacity lift.
- Quick-ship program guarantees shipment in 48 hours\*\*.
- Optional bellows and portability available.
- Complies with ANSI standards for lift tables.

Model	Travel (inches)	Capacity (pounds)	Platform Size (inches)	Height (inches)		Up Speed (seconds) *	Shipping Weight (pounds)
				Lowered	Raised		
L2K-2848	30.50	2,000	28 x 48	8.75	39.25	30	600
L2K-3648	30.50	2,000	36 x 48	8.75	39.25	30	625
Lift2K Accessories & Options							
Option		Description					
Accordian Bellow Skirting		Accordian bellow skirting					
Portability Package		Semi live portability (moving while lift is unloaded) with 2 wheels and dolly handle					
Foot Operated Control		Foot control switch with guard					
<p>Note: For loads of 0 - 1,000 lbs., minimum rest period between lifts is 4 minutes.            For loads of 1,000 - 2,000 lbs., minimum rest period between lifts is 8 minutes.</p>							

FSC 3990 / SIN 361-05 ERGONOMIC LIFTS



## CompactLift™



**X Series Scissor Lift Tables** are rugged, compact hydraulic Lifts with capabilities of 440 to 1,650 lbs., travel distance to 44 3/4 in. with table size of 18 X 25 1/2 to 20 X 40 in. All Bishamon lift tables are designed and constructed for lifting applications under the toughest working conditions, offering years of trouble-free operation. They reflect over 50 years of proven Bishamon performance.

**Features:**

- Rugged construction, with heavy gauge steel and sturdy continuous welds throughout.
- Steel work platforms.
- Compact design.
- 440 to 1,650 lbs. capacities.
- Fifteen models in the series.
- Superior hydraulic systems proven on a range of Bishamon lift products.
- Hand Control on electric version chromed long-life cylinder in hydraulic system.
- Removable-storable operator's foot pedal and control on basic models.
- Wide range of table sizes.
- Surfaces cleaned and a quality baked enamel finish applied.

Model	Travel (inches)	Capacity (pounds)	Table Sizes (inches)	Height (inches)		Strokes to Max. Hgt. C Models	Raise Time (seconds)		Shipping Weight (pounds)
				Lowered	Raised		Loaded	Unloaded	
X-20C	16	440	19.5 x 25.5	5	21	28	-	-	121
X-25C	22	550	19.5 x 32	6	28	42	-	-	157
X-25E	22	550	19.5 x 32	6	28	-	9	9	190
X-25P	22	550	19.5 x 32	6	28	-	36	-	190
X-50C	25.5	1,100	20 x 40	6	31.5	46	-	-	253
X-50E	25.5	1,100	20 x 40	6	31.5	-	11.8	9.4	285
X-50P	25.5	1,100	20 x 40	6	31.5	-	40	-	285
X-75C	25.5	1,650	20 x 40	6	31.5	67	-	-	256
X-75E	25.5	1,650	20 x 40	6	31.5	-	17	13.5	288
X-75P	25.5	1,650	20 x 40	6	31.5	-	58	-	288
X-30SC	45	660	20 x 40	9.25	54.25	54	-	-	315
X-30SE	45	660	20 x 40	9.25	54.25	-	13.8	11	345
X-30SP	45	660	20 x 40	9.25	54.25	-	47	-	345
X-50SE	25.5	1,100	18 x 25.5	8.25	33.75	-	13.8	11	235
X-50SP	25.5	1,100	18 x 25.5	8.25	33.75	-	47	-	235

C - Manual Foot Pedal Pump  
 E - Electric / Hydraulic 115V, 1/2HP external power unit assembly  
 P - Air / Hydraulic  
 S - Double scissors  
 Optional Foot Switch extra cost on electric models



Lo-Profile™



Lo Profile LX Series Scissor Lift Tables collapses to 2.9", the lowest profile available and less than half the height of normal lift tables. Even the 4,400 lb capacity model goes down to 4.3". Allows you to load a lift easily, without the need for a pit. All Bishamon Lift Tables are designed and constructed for lifting applications under the toughest working conditions, offering years of trouble-free operation. They reflect over 50 years of proven Bishamon performance.

Features:

- Rugged construction, with heavy gauge steel and sturdy continuous welds throughout.
- Steel work platforms.
- High quality casters with bearings for greater maneuverability.
- 550 to 4,400 lbs. capacities.
- Nine models in the series.
- Superior hydraulic systems proven on a range of Bishamon lift products.
- Hydraulic hose 8'-0" long.
- Hand control on 8'-0" cord.
- Four sided electric perimeter toe guard.
- Remote power unit.
- Wide range of table sizes.
- Surfaces cleaned and a quality baked enamel finish applied.
- Compact Design.

Model	Capacity (pounds)	Table Sizes (inches)		Table Height (inches)		Power Units (see notes)	Speed (seconds)			Shipping Weight (pounds)
		Width	Length	Min.	Max.		Up		Down	
							Loaded	Empty		
LX-25S	550	23.5	32.5	2.9	20.9	note 1	6.5	5.2	5	213
LX-25L	550	23.5	40	2.9	30	note 1	10	8	8	257
LX-50S	1,100	23.5	32.5	2.9	20.9	note 1	13	10.4	8	228
LX-50L	1,100	23.5	40	2.9	30	note 1	20	16	10	277
LX-100W	2,200	34.5	51	3.3	38.6	note 2 or 3	11	9.5	15	606
LX-100N	2,200	24	51	3.3	38.6	note 2 or 3	11	9.5	14	490
LX-200WM	4,400	45.5	61.5	4.3	39.4	note 2 or 3	23	20	36	1,110
LX-200N	4,400	33.5	55.5	4.3	39.4	note 2 or 3	23	20	36	860
LX-200WL	4,400	45.5	81	4.3	39.4	note 2 or 3	23	20	36	1,238

LX Series Accessories / Options

Accessories	Description
Foot Operated Control	Foot operated controls with guard
Approach Ramp	Approach ramp for carts (approx. 23 in. length)
Approach Ramp LX-200	Approach ramp for carts (approx. 23 in. length)
Pallet Truck Approach Ramp	Approach ramp for pallet truck access (approx. 50 in. length)
Pallet Truck Approach Ramp LX-200	Approach ramp for pallet truck access (approx. 60 in. length)

Note 1 - 115V, 1/2HP external power unit assy.  
 Note 2 - 230V, 1 phase, 2HP power unit assy. w/24VAC control voltage.  
 Note 3 - 208/230V, 3 phase, 2HP power unit assy. w/24VAC control voltage.

FSC 3990 / SIN 361-05 ERGONOMIC LIFTS



EZ Up<sup>®</sup>



EZU Series Pneumatic Lift Tables are the convenient way to use air to raise, lower, and position a load. Using air instead of electrically driven hydraulics reduces maintenance. The elimination of electrical components also eliminates the risk of sparks in applications where sparks can be hazardous.

Features:

- Firestone Airstroke Actuator raises and lowers the table platform to vertically position the load to the desired height.
- Firestone tests each Airstroke Actuator and warrants them for life against workmanship or material defects.
- Durable and attractive polyester powder coating adds life and superior corrosion resistance to the finish.
- Heavy-duty structural steel construction with rugged base frame.
- Entrapped rollers on base and platform for added stability.
- Dual attached maintenance blocks.
- Rotating models feature a secured center pivot with ball bearing that provides smooth, even rotation.
- High quality brass hand lever controls allows easy operation.
- Clean design with minimum of maintenance needed.
- Easily transported with fork truck.
- Exceptional features generate the following advantages:
  - Years of trouble-free use.
  - Products can take the hard use of rugged industrial environments.
  - Smooth, even rotating platform option improves worker efficiency.
  - Requires virtually no maintenance.
  - Fork truck transportable without the need for additional option.

Model	Travel (inches)	Capacity (pounds)		Height (inches)		Standard Platform (inches)	Shipping Weight (pounds)
		@ 80 PSI	@ 90 PSI	Lowered	Raised		
EZU-15-R	21.25	1,500	2,000	8.88	30.13	43 dia.	525
EZU-15	21.25	1,500	2,000	8.75	30	30 x 51	480
EZU Series Accessories / Options							
Accessories		Description					
Brake Kit		Rotor ring brake kit to prevent rotation of ring.					
Bellows Pkg.		Accordion bellows skirting w/frame.					
SL Portability Pkg.		Semi live portability (moving while lift is unloaded) with 2 wheels and dolly handle.					
Oversize Platform		Any fixed oversize platform up to 48 x 64 with straight toeguards for surface mounting.					
Rotating Platform		Solid rectangular top sizes of 44x44, 44x46, 44x48, 46x46, 46x48, 48x48.					
Pedestal Valve Stand		Hand control valve stand.					

FSC 3990 / SIN 361-05 ERGONOMIC LIFTS



**AirPower™**  
APL Model



**AirPower™**  
APT Model



**AirPower™**  
APLT Model



**Pneumatic Lift and Tilt Tables** utilize a heavy duty air spring that creates a column of compressed air to lift the load. Using air instead of hydraulics provides a dependable, low-maintenance unit.

All Bishamon Lift Tables are designed and constructed for lifting applications under the toughest working conditions, offering years of trouble-free operation. They reflect over 50 years of proven Bishamon performance.

**Features:**

- Entrapped upper and lower rollers for greater side loads.
- High performance lifetime self-lubricating bushings.
- Pneumatically powered by a heavy-duty air spring.
- Motion stabilizer.
- Powder coated finish.
- Mechanical stops for 'up' travel.
- Adjustable flow control for down speeds.
- Pressure relief valve.
- Hinged maintenance bars.
- Hand or foot control.
- ANSI HMH 29.1 safety compliance.

Model	Travel (inches)	Tilt Angle	Capacity (pounds)	Platform Size (inches)		Height (inches)		Up Speed (seconds)	Shipping Weight (pounds)
				Min.	Max.	Lowered	Raised		
APL-20	24	N/A	2,000	36 x 48	48 x 60	8	32	15	800
APL-40	24	N/A	4,000	48 x 48	60 x 60	8	32	30	1,100
APT-20	-	30°	2,000	36 x 48	48 x 60	8	15	-	550
APT-40	-	30°	4,000	36 x 48	48 x 60	8	15	-	625
APLT-20	24	30°	2,000	36 x 48	48 x 60	15.3	39.3	30	1,400
APLT-40	24	30°	4,000	48 x 48	48 x 60	15.3	39.6	45	1,750

**APL Series Accessories & Options**

Accessory / Option	Description
Pedestal Valve Stand	Hand control valve stand.
Oversize Platform	Any oversize platform up to maximum size catalogued with straight toeguards for surface mounting.
Beveled Toeguard Platform	Any oversize platform (add 10" to minimum) up to maximum size catalogued with beveled toeguards for pit mounting.
Accordion Bellow Skirting	Accordion bellow skirting for 2,000 lbs. cap. for lift.
Accordion Bellow Skirting	Accordion bellow skirting for 4,000 lbs. cap. for lift.
Accordion Bellow Skirting	Accordion bellow skirting for tilt.

**FSC 3990 / SIN 361-05 ERGONOMIC LIFTS**



## EZ-Tilter<sup>®</sup>



MTL Series Mobile Tilters are rugged, electrohydraulic, AC or DCpowered positioning devices. They are designed with capacities of 2,000 and 4,000 lbs. The tilt angle is infinitely adjustable from 0 to 88 degrees. Like all Bishamon products, the MTL/MST Series Tilter is designed and constructed for positioning applications under the toughest working conditions, offering years of trouble free operation. They reflect over 50 years of proven Bishamon performance.

### Features:

- Rugged construction with heavy gauge steel and quality welds throughout.
- Built in battery charger with timer on 12 volt models Heavy duty reinforced steel tilt forks.
- Straddle and non-straddle models.
- 2,000 and 4,000 lb. capacity.
- Twin, heavy duty, hydraulic tilt cylinders.
- Easily accessible up down push button controls.
- 88 degree tilt angle.
- 3.25" dia. x 3.25" wide polyurethane load wheels with dual ball bearings.
- Dual locking casters with 6" dia. x 2" wide polyurethane wheels.
- Forks lower to 3 1/2 inch.
- Fused motor and control circuits.
- Battery disconnect for safety on 12 volt models.
- Superior hydraulic system proven on a range of Bishamon products.
- Surfaces phosphatized and a powder coating applied.
- Product can take the hard use of a rough industrial environment.
- Designed and manufactured for heavy duty tilting.
- Simple operation.
- Exceptional maneuverability.
- Easy entry under wire baskets, skids, pallets and various style containers.
- Minimum reach over for unrestricted access to the product.
- Years of trouble free use.

Model	Cap. (lbs.)	Tilt Angle	Fork Width (in.)	Between Forks (in.)	Fork Length (in.)	Overall			Tilt Time (sec.)	Shipping Weight (lbs.)
						Width (in.)	Length (in.)	Height (in.)		
MTL-20	2,000	88°	6	13	40	31.56	61.30	39.50	12	550
MTL-40	4,000	88°	7	16	40	35.56	61.30	38.50	20	635

FSC 3990 / SIN 361-05 ERGONOMIC LIFTS



EZ-Tilter ®



**MST Series Mobile Straddle Tilters** and **MTL Series Mobile Tilter** The 2,000 lb. and 4,000 lb. capacity MST and MTL series EZ-Tilters provide an ergonomic solution by tilting wire baskets, tote boxes, skids or other containers thereby improving access & worker productivity by reducing operator bending, reaching & fatigue.

**Features:**

- Rugged construction with heavy gauge steel and quality welds throughout.
- Forks that lower to 3.5 inches.
- Infinitely adjustable tilt angle from 0 to 88 degrees.
- Powder coated finish.
- Available in both AC and DC power. DC powered models include built-in battery charger with timer, battery, and fused motor & control circuits standard with DC model.

Model	Cap. (lbs.)	Tilt Angle	Fork Width (in.)	Between Forks (in.)	Fork Length (in.)	Between Straddle (in.)	Overall			Tilt Time (sec.)	Shipping Weight (lbs.)
							Width (in.)	Length (in.)	Height (in.)		
MST-20-50	2,000	88°	6	13	40	50.25	59	61.3	39.79	12	711
MST-40-50	4,000	88°	6	17	40	50.25	59	61.3	38.81	20	721

**Product:** Bishamon Pallet Trucks & Ergonomic Lifts

**Lead Time:** Pallet Trucks & Ergonomic Lifts LV & LVE Series only - 90 Days ARO to ship, 7 days if in stock  
Ergonomic Lifts all other Part Numbers - 21 days ARO to ship, 7 days if in stock


**Expedited Lead Time:** Next day shipping for product quantity in stock

**Unit of Sale:** 1 Each

**F.O.B. Point:** Ontario, CA 91761  
Indianapolis, IN 46241

**Warranty:** Seller warrants its products to be free from defects in materials and workmanship for a period of one year from date of shipment by Seller. If within such period any such product is proved to Seller's satisfaction to be so defective, such product shall be repaired or replaced at Seller's option. Seller's obligation is limited to such repair and replacement and conditioned upon Seller's receiving written notice of any alleged defect within the warranty period and no more than 10 days after its discovery and, at Seller's option, return of such products or parts to Seller, f.o.b. its factory. This warranty shall not apply to products or parts repaired or altered by others than Seller so as, in its judgement, to affect them adversely or subjected to negligence, accident, damage by circumstances beyond Seller's control, improper use or exposure to excessive heat or ultraviolet radiation, or to other than normal use or service. With respect to parts not manufactured by Seller, the warranty obligations of Seller shall in all respects conform and be limited to the warranty actually extended to Seller by the supplier.

FSC 3990 / SIN 361-05 ERGONOMIC LIFTS



### Plastic versus Wood Are Plastic Pallets Right for You?

1. Product damage is a problem.
2. Your application has sanitation requirements.
3. Pallet replacement and disposal costs are high or increasing.
4. Your expendable packaging costs are high.
5. Pallet splinters and protruding nails are a problem.
6. Substandard pallets are a frequent cause of equipment jams.
7. Pallet repair is becoming your second business.
8. Import/Export shipments are delayed because of insect problems.
9. Your pallet costs are increasing.

#### Benefits:

- Low Cost Export Pallet - approved for use in foreign countries that prohibit wood pallets.
- Cost savings - much of your initial investment can be returned in less than one year, especially with significant reduction in repair costs.
- Reduction in Product Damage - due to pallets durability, consistent support, smooth molded design and other features. Pallets won't warp, dent, chip, splinter, rot or rust.
- Reduction in Work Injuries - no wood splinters, nails or missing boards to deal with.
- Improved Sanitation - most chemicals, solvents, acids, salt sprays and the like will not compromise the integrity and they don't absorb moisture; support the growth of mold, mildew or fungus; or harbor rodents or insects.
- Improved Efficiency -
  - reduced time spent sweeping up wood chips and loose nails.
  - less hang-ups on pallet jack caused by wood splinters and nails.
- Warehouse Space Savings - pallets stack easily and uniformly, so can be stacked higher than wood pallets. Some pallet versions also nest, saving even more valuable warehouse space.
- Reduction in sorting costs due to damaged pallets.
- Blue Pallets meet USDA / FDA Requirements.
- 100% Recyclable.

**Product:** Orbis Pallets

**Lead Time:** 14 days on 1st 50; then 45 days

**Expedited Lead Time:** Next day shipping for product quantity in stock at DACO

**Unit of Sale:** 1 Each


**F.O.B. Point:** Kent, WA 98032

**Warranty:** Seller warrants its products to be free from defects in materials and workmanship for a period of one year from date of shipment by Seller. If within such period any such product is proved to Seller's satisfaction to be so defective, such product shall be repaired or replaced at Seller's option. Seller's obligation is limited to such repair and replacement and conditioned upon Seller's receiving written notice of any alleged defect within the warranty period and no more than 10 days after its discovery and, at Seller's option, return of such products or parts to Seller, f.o.b. its factory. This warranty shall not apply to products or parts repaired or altered by others than Seller so as, in its judgement, to affect them adversely or subjected to negligence, accident, damage by circumstances beyond Seller's control, improper use or exposure to excessive heat or ultraviolet radiation, or to other than normal use or service. With respect to parts not manufactured by Seller, the warranty obligations of Seller shall in all respects conform and be limited to the warranty actually extended to Seller by the supplier.

FSC 3990 / SIN 357-10C PLASTIC PALLETS




## A Pallet for Every Need



### Export


40" x 48" x 5.5" Export Pallet, Regrind, Black  
Weight 21.5 lbs. - 2,300 lb Dynamic Load Capacity  
100% Recycled Material  
Part #0403297(EXPORT)



### OP (One Piece - formally named Rackstar™)

40" x 48" x 6.6" Rackstar OP, w/grommet holes, Blue  
Weight 49.5 lbs. - 5,000 lb Dynamic / 2,200 lb Selective Rack Load Capacity  
FDA Approved Material  
Part #0403032(OP)

40" x 48" x 7.1" Rackstar OP, w/lip, w/grommet holes, Blue  
Weight 49.5 lbs. - 5,000 lb Dynamic / 2,200 lb Selective Rack Load Capacity  
FDA Approved Material  
Part #0403029(OP/LP)



### Rackstar II™


40" x 48" x 5.25" Rackstar II, w/runners, no lip, Blue  
Weight 56.6 lbs. - 6,000 lb Dynamic / 3,000 lb Selective Rack Load Capacity  
FDA Approved Material  
Part #0404736(R2RNR)

40" x 48" x 6" Rackstar II, w/picture frame bottom, w/grommet holes, no lip, Black  
Weight 58.6 lbs. - 6,000 lb Dynamic / 3,000 lb Selective Rack Load Capacity  
Part #0404734(R2PIC)

FSC 3990 / SIN 357-10C PLASTIC PALLETS

# CUBIC SAFETYRAIL

proven, solid, protection with easy  
low cost installation



*Cubic SafetyRail protects your equipment and employees from costly accidents caused by lift trucks and other in-plant vehicles. Professionally engineered to provide maximum protection. Guard people, machinery, building walls, shelving, conveyors, racks, finished product, raw material supplies, loading docks, compressors, water mains, gas pumps, electrical boxes, robotic equipment, building support columns, in-plant offices and more.*

Tested and proven to withstand the impact of a 10,000 lb. forklift moving at 5 mph. Tests were monitored by an independent testing agency.

Anchors, clevis pins, and column caps included with each column.

All SafetyRail column base plates are centered. For offset base plates, contact for pricing.

Two (2) QuikConnect Hangers included with each Safety Rail.

Pre-punched columns simplify installation, accommodate straight railing runs and runs with inside or outside corners. Columns are high tensile 5" x 5" x 3/16" steel tube with 3/4" x 10" x 10" welded base plates.

Exclusive, patent pending Quik-Connect™ rail hanger saves time and allows for quick removal of rail sections - no tools required. Quik-Connect™ also makes it easy to add rail sections or dismantle railing for relocation.

Single rails (16" high) or double rails (42" high) can be mixed and matched to fit any application. Lower rail is 2" clear of floor to provide convenient backstop for pallet storage.

Ships in one complete package with all components and hardware.

Protected with an attractive, durable powder coat finish. Choose from 14 colors. Standard yellow ships within 48 hours. Custom colors and finishes also available to meet your needs.

FSC 3990 / SIN 357-11C SAFETY PRODUCTS

# CUBIC RACKGUARDS

proven, solid, protection with easy  
low cost installation

*Cubic RackGuards feature a triangulated design with heavy-duty construction to deflect and prevent damage to rack uprights.*

Absorbs the impact of a forklift or other moving vehicle - protects your investment by taking the beating instead of your rack system uprights.

Constructed of steel and equipped with factory welded base plates that bolt directly to your facility floor.

Available in two sizes (12" & 24" heights) to meet your specific application needs.

Available for installation around rack uprights with standard footplates or seismic footplates.

Protected with an attractive, durable, powder coat finish. Choose from 14 colors. Standard yellow ships within 48 hours. Custom colors and finishes also available to meet your needs.



# CUBIC TRACKGUARDS

protect your overhead door tracks

*Heavy-duty structural steel Cubic TrackGuards protect overhead door tracks and are designed to absorb the impact of a forklift or other in-plant vehicle.*

Prevent damage to door tracks and door operation problems and save overhead door repair costs.

Standard 36" height provides front and side protection without interfering with normal door operation.

Wrap-around design quickly bolts to building floor for easy installation. Optional wall mount design and custom heights available upon request.

Easy to replace if damaged by a forklift.

Protected with an attractive, durable, powder coat finish. Choose from 14 colors. Standard yellow ships within 48 hours. Custom colors and finishes also available to meet your needs.

FSC 3990 / SIN 357-11C SAFETY PRODUCTS

# CUBIC AISLEGUARDS

protect rack corners and aisles

*Cubic AisleGuards are a practical and economical solution for warehouse and distribution centers.*

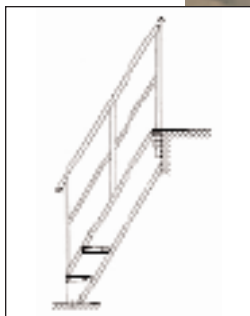
Prevent lift trucks from damaging valuable merchandise and products stored on rack systems.

Bolted connections simplify installation. Damaged components are easily replaceable.

Aisle guards are constructed of heavy duty steel angles. Corners are 1/2" x 12" formed steel plate.

Available in 3 sizes (36", 42" and 48") to accommodate various rack depths.

Attractive, durable finish offered in 14 powder coat colors. Custom colors and finishes also available.



## CUBIC LADDERS & CAGES

access your equipment safely

*Cubic Ladders & Cages are designed to be used anywhere that safe vertical climbing and landing access are required.*

OSHA compliant, quality construction shipped ready for installation.

Optional safety cages available when requested. NOTE: cages are required at heights over 20 feet.

Ladders can be shipped as sub-assemblies for ease of handling and freight savings.

Cubic also offers ships ladders which are designed for a more comfortable incline (60° slope). NOTE: ships ladders do not meet typical building egress requirements.

Attractive, durable, powder coat finish. Choose from 14 standard colors. Custom colors and finishes also available upon request.

FSC 3990 / SIN 357-11C SAFETY PRODUCTS

# CUBIC HANDRAIL

variety of solutions to meet your needs

*Economical Cubic HandRail is easy to install and clearly defines pedestrian walkways, loading docks, production areas, assembly lines and more.*

Ideal for in-plant offices, work platforms, balconies, stairs, equipment crossovers, landings, catwalks and mezzanines.

Patented intermediate railing connection is easy to install and allows for quick expansion of your handrail system.

Square tubing design is stronger and easier to clean than pipe fitting designs.

Continuous top rail provides visually attractive, finished appearance.

Professionally engineered to meet all building codes including uniform and point load requirements.

Double level or triple level handrail systems are offered. Custom designs also available.



Floor mounted rail system with 4" kickplate is available as one complete package when used on mezzanines or other elevated platforms.

Cubic handrail is protected with an attractive, durable, powder coat finish. Choose from 14 standard colors. Custom colors and finishes are also available to meet your needs.



FSC 3990 / SIN 357-11C SAFETY PRODUCTS

# CUBIC SAFETYGATES

spring loaded or sliding models

*Cubic SafetyGates feature a floor mounted design ideal for use on mezzanines, in-plant office platforms, catwalks, elevated storage areas and more.*

Available with 6' and 8' openings.

Professionally engineered to meet all building codes. Unique features address total safety and operational efficiency.

Attractive durable finish. Choose from 14 powder coat colors. Custom colors and finishes also available upon request.



*Cubic SafetyGates help you safely move materials by providing convenient access to mezzanines and other elevated storage areas within your facility.*



# CUBIC SAFETYBOLLARDS

durable design for maximum impact

*Cubic SafetyBollards guard valuable plant equipment, loading dock areas, parking areas, building passageways, water mains and more.*

Extremely durable, structural steel design with easy bolt to floor installation.

Bollards are high tensile 5" x 5" x 3/16" steel tube with 3/4" x 10" x 10" welded base plates.

Available in heights of 17" and 43".

Protected with an attractive, durable, powder coat finish. Choose from 14 colors. Standard yellow ships within 48 hours. Custom colors and finishes also available to meet your needs.



FSC 3990 / SIN 357-11C SAFETY PRODUCTS

# CUBIC STAIRWAYS

variety of code approved designs



*Cubic Stairways are professionally engineered to meet IBC, UBC and OSHA requirements. Custom configurations and sizes are also available to meet your exact needs.*

Ideal for indoor or outdoor applications including mezzanines, loading dock areas, work platforms, conveyor crossovers, fire exits, construction trailers, storage trailers, in-plant offices and elevated work areas.

Variety of options include code-approved handrail, stair platforms, closed risers and handrail extensions.

Constructed from heavy gauge steel. Offered with solid diamond treads.

One-piece stringer and handrail assemblies improve rigidity and ease of installation.

Attractive, durable, powder coat finish. Choose from 14 standard colors. Custom colors and finishes also available upon request.

All stairways are pre-manufactured and shipped knocked down. All components and hardware included.

#### IBC Stair Specs


40" width, 36" wide tread  
7" closed, sloped riser, 11" tread  
42" high guardrail - both sides  
34" high handrail - both sides  
handrail extension - both sides, top and bottom

#### UBC Stair Specs


40" width, 36" wide tread  
7" open riser, 11" tread  
34" high guardrail - both sides  
handrail extension - one side, top and bottom

#### OSHA Stair Specs


37" overall width, 33" wide tread  
8" open riser, 9" tread  
34" high guardrail - both sides



IBC STAIR



UBC STAIR

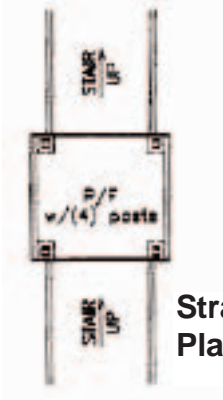


OSHA STAIR

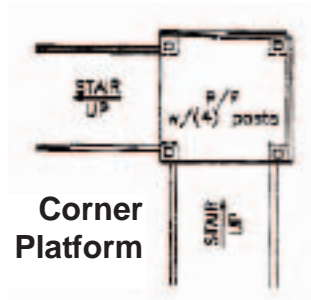
FSC 3990 / SIN 357-11C SAFETY PRODUCTS

# CUBIC PLATFORMS

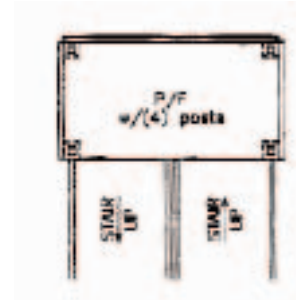
variety of code approved designs



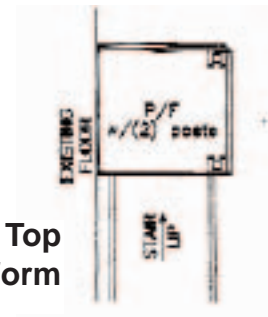
**Straight Platform**



**Corner Platform**



**Long Platform**



**Top Platform**

Cubic Platforms are professionally engineered for use with Cubic Stairways, to meet IBC, UBC and OSHA requirements.

OSHA Stairs with Open Riser

- 45" x 45" Straight w/ 4 posts
- 45" x 45" Corner w/ 4 posts
- 45" x 45" Top w/ 2 posts
- 45" x 80" Long w/ 4 posts

CA UBC Stair with Closed Riser

- 48" x 48" Straight w/ 4 posts
- 48" x 48" Corner w/ 4 posts
- 48" x 48" Top w/ 2 posts
- 48" x 86" Long w/ 4 posts

UBC Stair with Open Riser

- 48" x 48" Straight w/ 4 posts
- 48" x 48" Corner w/ 4 posts
- 48" x 48" Top w/ 2 posts
- 48" x 86" Long w/ 4 posts

IBC Stair with Closed Riser

- 48" x 48" Straight w/ 4 posts
- 48" x 48" Corner w/ 4 posts
- 48" x 48" Top w/ 2 posts
- 48" x 86" Long w/ 4 posts

Straight Platforms designed for straight run double stair layouts.

Corner Platforms designed for right angle double stair layouts.

Top Platforms designed for single stair at top level elevation.

Long Platforms designed for U-shaped double stair layouts.

**Product:** Cubic Safety Products

**Lead Time:** 28 days

**Expedited Lead Time:** 8 days if in stock

**Unit of Sale:** 1 Each

**F.O.B. Point:** Waupaca, WI 54981

**Minimum Order:** \$100

FSC 3990 / SIN 357-11C SAFETY PRODUCTS

# RAPID RACK®

## Medium Duty Elite Shelving

- Double rivet beam for heavier load capacity up to 800 lbs.
- Wide spans up to 48" wide and 24" deep.
- Vertical adjustability on 1 1/2" centers.
- Standard heights up to 8' available.



## Space Saver Shelving

- Single rivet beam for maximum clear space between shelves.
- Shelf sizes up to 48" wide by 36" deep.
- Vertical adjustability on 1 1/2" centers.
- No added bracing allows accessibility from all sides.
- Assemblies in minutes for immediate use.
- Tee posts available for add-on sections in longer rows.

## Bulk Storage Shelving

- Double rivet beam for heavier load capacity up to 2,000 lbs.
- Wide spans up to 96" wide and 48" deep.
- Vertical adjustability on 1 1/2" centers.
- Standard heights up to 15' available.
- Heavy duty posts allow for multi-level catwalk systems.



## Record Archive Storage

- Specific size beams to accommodate archive boxes.
- Designed to completely utilize shelf openings.
- Double rivet beam for wide span capacity.
- Standard shelf size of 69" wide by 30" deep.
- Double entry sections for higher density.
- Heavy duty posts allow for multi-level catwalk systems.



**Product:** Rapid Rack Industrial Boltless Shelving

**Lead Time:** 21 days

**Expedited Lead Time:** 7 days

**Unit of Sale:** 1 Each

**F.O.B. Point:** Kent, WA

**Warranty:** The products described in this catalog (exclusive of wood shelves) are warranted for a period of 90 days from date of shipment by Rapid Rack against defects in materials and workmanship. Warranty void if product is subject to misuse, abuse, alteration, accident, if used for other than designated purpose, or if maximum load capacities are exceeded. This warranty is not transferable and does not cover chipping, flaking, scratches, rust, dents, or other damage to finish or surface of products. Responsibility of Rapid Rack is limited to repair or replacement of product. Rapid Rack is not responsible for consequential, incidental, or other damages or losses resulting from product failure. This warranty is in lieu of all other warranties, express or implied, including the warranties of merchantability or fitness for a particular purpose. Some states do not allow the exclusion or limitation of implied warranties. Incidental or consequential damages, so the above limitation may not apply to you. This warranty gives you specific legal rights and you may have other rights which vary from state to state.

FSC 3990 / SIN 357-11C SHELVING

**Our Packaging Specialist can assist you in determining which products best fit your specific needs.**



## Heavy Duty Film Knife

The FK-500 has an angled end for personal safety and product protection. This film knife is ideal for cutting stretch film, foil, paper, foam, twine and hundreds of other materials.



## Standard Duty Film Knife

The FK-100 is best suited for stretch films and thinner materials.

Model	Part #	Description	
FK-500	755091	Heavy Duty Film Knife	
FK-100	700388	Standard Duty Film Knife	



## Hand Savers

The Hand Saver Model HS-277 two ring design. Insert the pair of rings into both ends of a 3" I.D. roll of stretch wrap. Hold the stationary yellow ring and the blue ring turns with the stretch wrap.

Model	Part #	Description	
HS-277	755561	Hand Savers (with text)	
HS-277	755574	Hand Savers (no text)	



## Stretch Band-It™ Deluxe

The ASB-3000 offers the most precise and easy-to-use film control available. Fully mechanical, adjustable stretch control for full range film stretch.

## Economy Stretch Band-It™

The EASB-2000 offers similar adjustable stretch control as the ASB-3000 but lighter weight. Has ribbed rubber handle.



## Basic Band-It™ & Economy Basic Band-It™

The BB-100 offers simple "handsqueeze" stretch film control and comes in black. The BB-100E is lighter weight and comes in white.

## Stretch Band-It™ Stand

The HBS-100 mounts easily on any table surface. A natural addition to Models ASB-3000, EASB-2000, or BB-100 for stretch bundling packages.



Model	Part #	Description
ASB-3000	755028	Stretch Band-It™ Deluxe
EASB-2000	755583	Economy Stretch Band-It™
BB-100	756091	Basic Band-It™
BB-100E	756090	Economy Basic Band-It™
HBS-100	755003	Stretch Band-It™ Stand



SD1218-300



HD1218-300  
HD1218-300-225  
HD1820-300



SHD1218-300  
SHD1820-300

### Hand Dispensers

The Heavy Duty and Super Heavy Duty models incorporate our patented Stretch Set™ tensioning system, providing precise film control and increasing film yield. The high quality of every handwrapper guarantees you a tighter, more secure load.

Model	Part #	Description
SD1218-300	755028	Standard Duty for all 12", 15" & 18" films with 3" cores
HD1218-300	755583	Heavy Duty for all 12", 15" & 18" films with 3" cores
HD1218-300-225	756091	Heavy Duty for all 12", 15" & 18" films with 2.25" & 3" cores
HD1820-300	756090	Heavy Duty for all 18" to 20" films with 3" cores
SHD1218-300	755003	Super Heavy Duty for all 12", 15" & 18" films with 3" cores
SHD1820-300		Super Heavy Duty for all 18" to 20" films with 3" cores



### Eliminator & Eliminator Wood Bundler

Floor mounted stretch bundler. Fast, convenient stretch bundling of larger products. Eliminates costly corrugated cartons, tape, strapping and shrink film, while improving package design and integrity. Bundled product maintains stationary position as film rotates to secure load.

Model	Part #	Description
EL-1000	760002	For 10" - 15" length x 10" diameter film
EL-1020	760003	For 18" - 20" length x 10" diameter film
EL-3000	760004	Wood Bundler for 10" - 15" length x 10" diameter film
EL-3020	760005	Wood Bundler for 18" - 20" length x 10" diameter film
Options		
	767829	Portable Stand option
	645079	Side Support option for package squaring



## Phantom Full Web

Portable full web (60" or 72" capacity). Phantom is the quickest means of unitizing any pallet. Phantom's portability allows on-the-spot stretch wrapping in any location.

Model	Part #	Description	
FW-60	760000	Up to 60" film capacity	
FW-72	760001	Up to 72" film capacity	



## Spiral Phantom

Unique design allows the user to wrap loads to within an 1 1/2" from the ground, and spiral up to 65" high. The load can be unitized with the pallet, assuring the product will stay together all the way to its destination. Portability and maneuverability - it allows your customers to have a wrapping station at any location in their plant.

Part #	Description	
755447	Accepts 12" to 18" handwrap	



Predator® Low Profile



Synergy High Profile



Synergy Low Profile



Synergy Heavy Duty Low Profile

## Turntables

The natural step up from a handwrapper. The premium performance of a handwrapper together with a powered turntable is more evident than ever before. Loads are wrapped more consistently and at higher stretch levels for reduced film costs.

Model	Part #	Description	
Predator® LP	788005	Low profile turntable, 4,000 lb. load capacity, 10 rpm	
Synergy HP	788001	High profile turntable, 4,000 lb. load capacity, 12 rpm	
Synergy LP	788002	Low profile turntable, 4,000 lb. load capacity, 12 rpm	
Synergy HD LP	788003	Heavy Duty low profile turntable, 5,000 lb. load capacity, 12 rpm	
Options			
Predator LP Ramp			
Synergy LP Ramp			
Synergy HD Ramp			



PP 2400



PP 3600

### Poly Packer

The Poly Packers are specifically designed to compact stretch film into bales. It will reduce the volume of uncompacted stretch film by up to 90%! They save time, labor and hauling costs.

Model	Description	
PP 2400	Chamber Size 24"wx 24"dx 46"h, Bale Size 24"w x 24"d x 24"h	
PP 3600	Chamber Size 36"wx 24"dx 46"h, Bale Size 36"w x 24"d x 24"h	



### Predator® SS Stretch Wrapper with Simplified Stretch

Simple and easy to use, the Predator™ SS is the affordable solution to stretch wrap your load without stretching your budget. The Predator™ SS has more features, including top and bottom counters, photo eye, and two (2) wrapping modes. State-of-the-art INFO screen shows current machine operation and makes troubleshooting easy. The Simplified Stretch allows you to precisely adjust your film stretch and film force on your load with the turn of a knob.

Predator SS Models	
Predator® SS Low Profile	
Predator® SS High Profile 495 / 396 more	
Predator SS Options	
Heavy Duty Ramp	
Heavy Duty Ramp for 70"	
Ramp 24" plug in porch extension	
Ramp 48" plug in porch extension	
110" wrap height (less 10" on HP)	
70" diameter low profile turntable with 5,000 pound capacity	
Heavy Duty LP turntable upgrade	
Electric top platen with 60" of stroke	
Platen height to 96" of stroke	
Gravity turntable with manual brake	
Scale to wrap and weigh loads (must be calibrated by a certified scale company, not included in price)	
Scale ramp for loading with pallet jack	
Ultrasonic sensor for dark loads	
High Profile (10 inches less wrap height)	



## Predator® XS Stretch Wrapper with Select Pre-Stretch

The all NEW Predator XS is designed with extra features that surpass all preconceived notions of performance and value. These groundbreaking standard features include Select Stretch which allows you to quickly select from either 200% or 250% pre-stretch gear ratios, Allen-Bradley MicroLogix 1200 PLC, fast film feed and automatic film cutting at the end of the wrap cycle.

Predator XS Models	
Predator® XS Low Profile	
Predator® XS High Profile (10" less wrap height)	
Predator XS Options	
Heavy Duty Ramp	
Heavy Duty Ramp for 70"	
Ramp 24" plug in porch extension	
Ramp 48" plug in porch extension	
124" wrap height (low profile), 104" wrap height (high profile)	
70" diameter low profile turntable with 5,000 pound capacity	
Heavy Duty LP turntable upgrade	
Electric top platen with 60" of stroke	
Platen height to 96" of stroke	
Gravity turntable with manual brake	
Scale to wrap and weigh loads (must be calibrated by a certified scale company, not included in price)	
Scale ramp for loading with pallet jack	
Pre-stretch gear kit includes 150%, 180%, 250% and 280% ratios and special gear wrench	
Film auto puncture	
Ultrasonic sensor for dark loads	



## Predator® Platinum Stretch Wrapper Fully Automatic

The NEW Predator™ Platinum improves productivity by wrapping loads automatically with a simple pull of the lanyard cord, eliminating the need to have the operator attach the film at the beginning or cut and wipe the film to the load at the end of the wrap cycle. Loads can be wrapped up to 50% faster. The Predator™ Platinum is a true fully automatic system with built-in features for increased productivity that are not available on other simpler automatics.


Predator Platinum Models	
Predator™ Platinum Low Profile	
Predator Platinum Options	
Heavy Duty Ramp	
Ramp 24" plug in porch extension	
Ramp 48" plug in porch extension	
110" wrap height	
Gravity turntable with manual brake	
Scale to wrap and weigh loads (must be calibrated by a certified scale company, not included in price)	
Scale ramp for loading with pallet jack	
Ultrasonic sensor for dark loads	



**Synergy 5 Stretch Wrapper with Conveyor Automatic**  
 Dual Power Hydro-Stretch® delivers unlimited film stretch and maximum load security. Your loads will be wrapped at the lowest possible cost per load. High-built heavy duty conveyors for fast, smooth conveying and high production rates.

**Synergy 3 Stretch Wrapper with Dual Power Hydro-Stretch®**

Dual Power-Hydro-Stretch® has the versatility to adapt to any stretch film and deliver the maximum performance from that film. The flexibility of five (5) wrapping patterns will unitize any load most efficiently.




**Synergy 2.5 Stretch Wrapper with Powered Pre-Stretch**

You choose the correct level of powered pre-stretch gears from 150% to 300% that best fits your wrapping requirements. Standard features of the Synergy 2.5 include: 12 RPM, 3 built-in wrap programs, film assist and 3 year limited warranty. Available in both low and high profile designs to accommodate your material handling requirements.

**Synergy 2 Stretch Wrapper with Dual Power Hydro-Stretch®**

The fast 12 RPM turntable wraps your loads quickly. The Allen-Bradley PLC with three (3) unique wrapping patterns insures reliability and flexibility.



**Synergy 1.5 Stretch Wrapper with Powered Pre-Stretch with Fast Film Feed**

Fast film feed film threading design allows quick roll changeover with minimum effort. Comes standard with 200% pre-stretch gears; other choices of film pre-stretch levels are available to match your load holding requirements.

**Synergy 1 Stretch Wrapper with Fully Adjustable Film Delivery**

It offers the flexibility to precisely adjust the level of film stretch to match your load-holding requirements. Stretch levels of 60% to 125% are typical.



**Synergy .5 Stretch Wrapper with Powered Pre-Stretch with Fast Film Feed**

It offers the flexibility to precisely adjust the level of film stretch to match your load-holding requirements. Stretch levels of up to 60% are typical.

Synergy Models	
Synergy 5 (2 3/4" centers)	
Synergy 5 (3 3/4" centers)	
Synergy 3 High Profile	
Synergy 3 Low Profile	
Synergy 3 High Profile Full Web	
Synergy 2.5 High Profile	
Synergy 2.5 Low Profile	

Synergy Models	
Synergy 2.5 Low Profile Full Web	
Synergy 2 High Profile	
Synergy 2 Low Profile	
Synergy 2 High Profile Full Web	
Synergy 1.5 Low Profile / High Profile	
Synergy 1 Low Profile / High Profile (30" film carriage)	
with 96" wrap height	
with 110" wrap height	
with semi-auto controls	
Synergy 1 High Profile Full Web	
Synergy .5 Low Profile / High Profile	
Synergy Standard Options	
Wrap height to 96" for High Profile and 104" for Low Profile	
Wrap height to 110" for High Profile and 118" for Low Profile	
30" film capacity for Synergy 2, 2.5 and 3	
Stretch netting system for 20" netting up to 15" in diameter	
Automatic film cutting system - cuts the film at the end of the wrapping cycle	
Cold Room Package for 0 to +32 degrees F	
Freezer Room Package for 0 to -20 degrees F	
Sonic Load Sensor	
220v 1-phase electrical	
220/440v 3-phase electrical	
Electric top platen with stroke of 80" High Profile and 90" Low Profile	
Additional 12" of platen stroke over standard 55431	
Top sheet dispenser, manual operation	
Custom enamel paint	
Extra operations manual and wiring diagram	
Supervisory control lockout package for limited access of controls	
Control panel door lock with key	
Reverse Control Panel	
Ultra-sonic sensor (replaces photo eye) for dark or hard to sense loads	
UL approval	
Automatic controls package includes film jaws, film wipedown arm with hot bar	
Remote start includes sensor and one receiver (additional receivers at 179.95)	
Advanced film delivery (AFD) system for consistent film force on a wide range of package sizes	
Synergy High Profile Options	
Extended frame for larger loads - 1st foot	
Additional extended frame - 2nd foot	
Additional extended frame - 3rd foot	
Ring gear drive system with 6000 lb. capacity includes 60" diameter turntable	
60" diameter turntable	
72" diameter turntable	

Synergy High Profile Options Continued	
84" diameter turntable	
Roping bar for reinforcement of film to bottom of load	
Dual high profile turntable includes additional photo eye and remote controls	
Scale, heavy duty, with 4 load cells to wrap and weigh loads with digital readout	
Split frame for mounting to existing scale	
Synergy Low Profile Options	
Extended frame for larger loads - 1st foot	
Additional extended frame - 2nd foot	
Additional extended frame - 3rd foot	
Additional ramp	
Ramp credit	
Ramp extension porch - for use with pallet jacks with thick or long forks (24" long by 48" wide)	
Ramp extension porch - for use with pallet jacks with thick or long forks (48" long by 48" wide)	
72" diameter turntable includes 84" base with additional cam followers	
12" ring gear drive system with four outboard casters and 5000 lb. load capacity	
Roping bar for reinforcement of film to bottom of load	
Dual low profile turntable includes additional photo eye and remote controls	
Scale to wrap and weigh loads to 4000 lbs. with 4 load cells and digital readout	
Split turntable from tower for mounting to existing scale	
AFD	
Dual stage dancer bar	
Turntable motor, sprocket gear assembly guard	
Turntable 90 degree indexing	
90 degree indexing turntable	
Non-slip surface for turntable	
Custom 37" gear driven ring bearing 8000	
Custom 37" belt driven ring bearing 8000	
Wide range dancer bar system	
Electric top platen	
Pneumatic load roping system	
Turntable gravity roller conveyor/mechanical brake, operator lock	
Turntable gravity roller conveyor, air lock brake	
Infeed / exit gravity roller conveyor, 5' long	
Infeed / exit gravity roller conveyor, 10' long	
Standard powered entry roller conveyor, 5' long	
Turntable powered roller conveyor	
Upgrade infeed / exit powered roller conveyor, 5' long	
Upgrade infeed / exit powered roller conveyor, 10' long	
12" diameter ring gear with 4 support casters	
37" diameter ring gear	
Photo eye for product staging on conveyors	
Photo eye for side loading on conveyors	
Conveyor control package	
Transition section	



### Freedom 6500 Overhead Automatic Stretch Wrapper

Most advanced rotation arm automatic system available. Any load that can be conveyed can also be easily and economically wrapped with the Freedom 6500. Platform automatic models are also available.

### Freedom 6500 Stretch Wrapper with Dual Power Hydro-Stretch®

Most advanced rotation arm stretch wrap systems available. The Dual Hydro-Stretch® film delivery system insures that your loads be wrapped with the highest load holding force at the lowest cost. Fast 15 RPM and (5) selectable wrapping programs.



### Freedom 6512 Stretch Wrapper with Fixed Gear Power Pre-Stretch

Most advanced rotation arm fixed gear powered pre-stretch stretch wrap system available. The fixed gear powered pre-stretch® film delivery system provides a constant pre-stretch level based upon the gear set installed. Reliable 12 RPM and comes standard with 200% fixed gears. Other gear sets are available.

Freedom Models	
Freedom 6500 Platform Automatic	
Freedom 6500 ConveyORIZED Automatic 3 /34"	
Freedom 6500	
Freedom 6512	
Freedom Options	
5 selectable wrapping programs	
15 RPM arm drive system	
20 RPM arm drive system	
Auto film cut-off	
Diagonal 6" arm extension	
Diagonal 12" arm extension	
Diagonal 18" arm extension	
Diagonal 24" arm extension	
Diagonal 30" arm extension	
12" vertical arm extension	
24" vertical arm extension	
36" vertical arm extension	
12" wall stand extension	
24" wall stand extension	
36" wall stand extension	
Wall stand c-channel mount kit	
Standard leg set	
3-post horizontal legs 6" extension	
3-post horizontal legs 12" extension	
3-post horizontal legs 18" extension	

Freedom Options Continued	
3-post horizontal legs 24" extension	
3-post horizontal legs 30" extension	
3-post vertical legs 12" extension	
3-post vertical legs 24" extension	
3-post vertical legs 36" extension	
Support cable kit	
240v single phase electrical	
240/480v 3-phase disconnect	
Cold environment package 0 to + 100 degrees F	
Freezer room package 0 to -20 degrees F	
30" film capacity or less	
20 RPM arm drive system	
Supervisory control lock out	
Control panel door lock with key	
Ultra-sonic load sensor	
Custom enamel paint / semi automatic	
Extra operations manual and wiring diagrams	
Auto film cut-off	



### Revolver™ Orbital Stretch Bundling System

Offering eight standard model designs to accommodate any product diameter from 12" to 90". Every Revolver™ system can wrap most any length and shape product into a variety of cross-sectional configurations, allowing you to unitize your products more efficiently. Most models are available with three levels of automation. This allows you to choose the highest level of productivity you need.

Revolver Models	
Revolver™ Standard R-12	
Revolver™ High Output R-12	
Revolver™ Standard R-24	
Revolver™ High Output R-24	
Revolver™ Standard R-36	
Revolver™ High Output R-36	
Revolver™ Standard R-48	
Revolver™ High Output R-48	
Revolver™ Standard R-60	
Revolver™ High Output R-60	
Revolver™ Standard R-70	
Revolver™ High Output R-70	
Revolver™ Standard R-80	
Revolver™ High Output R-80	

Revolver Models	
Revolver™ Standard R-90	
Revolver™ Standard R-100	
Revolver 4000# Roller Belt Conveyor	
12" wide x 5' long	
12" wide x 10' long	
12" wide x 15' long	
24" wide x 5' long	
24" wide x 10' long	
24" wide x 15' long	
36" wide x 5' long	
36" wide x 10' long	
36" wide x 15' long	
48" wide x 5' long	
48" wide x 10' long	
48" wide x 15' long	
60" wide x 10' long	
60" wide x 15' long	
Revolver 6000# Roller Belt Conveyor	
12" wide x 5' long	
12" wide x 10' long	
12" wide x 15' long	
24" wide x 5' long	
24" wide x 10' long	
24" wide x 15' long	
36" wide x 5' long	
36" wide x 10' long	
36" wide x 15' long	
48" wide x 5' long	
48" wide x 10' long	
48" wide x 15' long	
60" wide x 10' long	
60" wide x 15' long	
Revolver 1000# Gravity Roller Conveyor	
12" wide x 5' long	
12" wide x 10' long	
12" wide x 15' long	
24" wide x 5' long	
24" wide x 10' long	
24" wide x 15' long	
36" wide x 5' long	
36" wide x 10' long	
36" wide x 15' long	

Revolver 1000# Gravity Roller Conveyor Continued	
48" wide x 5' long	
48" wide x 10' long	
48" wide x 15' long	
60" wide x 5' long	
60" wide x 10' long	
60" wide x 15' long	
Revolver 4000# Powered Rollers 6" Centers	
12" wide x 5' long	
12" wide x 10' long	
12" wide x 15' long	
24" wide x 5' long	
24" wide x 10' long	
24" wide x 15' long	
36" wide x 5' long	
36" wide x 10' long	
36" wide x 15' long	
48" wide x 5' long	
48" wide x 10' long	
48" wide x 15' long	
60" wide x 5' long	
60" wide x 10' long	
60" wide x 15' long	
Revolver 6000# Powered Rollers 2 3/4" Centers	
12" wide x 5' long	
12" wide x 10' long	
12" wide x 15' long	
24" wide x 5' long	
24" wide x 10' long	
24" wide x 15' long	
36" wide x 5' long	
36" wide x 10' long	
36" wide x 15' long	
48" wide x 5' long	
48" wide x 10' long	
48" wide x 15' long	
60" wide x 5' long	
60" wide x 10' long	
60" wide x 15' long	
Revolver "V"-Style Gravity Roller Conveyor	
16" wide x 5' long	
16" wide x 10' long	
16" wide x 15' long	

Revolver 4000# Powered V Rollers 6" Centers	
12" wide x 5' long	
12" wide x 10' long	
12" wide x 15' long	
24" wide x 5' long	
24" wide x 10' long	
24" wide x 15' long	
36" wide x 5' long	
36" wide x 10' long	
36" wide x 15' long	
48" wide x 5' long	
48" wide x 10' long	
48" wide x 15' long	
60" wide x 5' long	
60" wide x 10' long	
60" wide x 15' long	
Revolver 6000# Powered V Rollers 6" Centers	
12" wide x 5' long	
12" wide x 10' long	
12" wide x 15' long	
24" wide x 5' long	
24" wide x 10' long	
24" wide x 15' long	
36" wide x 5' long	
36" wide x 10' long	
36" wide x 15' long	
48" wide x 5' long	
48" wide x 10' long	
48" wide x 15' long	
60" wide x 5' long	
60" wide x 10' long	
60" wide x 15' long	
Revolver Options	
Pneumatic hold-down	
Pneumatic dual roller	
Fixed gear powered pre-stretch R60-R90	
Fixed gear powered pre-stretch R36-R48	
Spring-loaded hold-down	
Dual roller spring-loaded V hold-down	
Swing type roller hold-down	
Manual fixed V hold-down	
Side product guide standard	
Side product guide heavy duty	
Product support bridge	
Roller conveyor forklift pockets	
Conveyor roller urethane cover - per foot	



# Strapping Products

**Our Packaging Specialist can assist you in determining which products best fit your specific needs.**

### Saturn SA-3300 Arch Horizontal Strapper

Complete range of horizontal arch sizes with bottom heat seal for both semi-automatic and automatic applications. Designed for stand-alone use with footswitch or interfacing with a conveyor line for automatic strap application to your product.



Saturn SA-3300 Models	
SA-3300 25.6" w x 15.7" h	
SA-3300 33.4" w x 15.7" h	
SA-3300 41.3" w x 15.7" h	
SA-3300 49.2" w x 15.7" h	
SA-3300 57" w x 15.7" h	
SA-3300 64.9" w x 15.7" h	
SA-3300 72.8" w x 15.7" h	
SA-3300 80.7" w x 15.7" h	
SA-3300 88.6" w x 15.7" h	
SA-3300 25.6" w x 23.6" h	
SA-3300 33.4" w x 23.6" h	
SA-3300 41.3" w x 23.6" h	
SA-3300 49.2" w x 23.6" h	
SA-3300 57" w x 23.6" h	
SA-3300 64.9" w x 23.6" h	
SA-3300 72.8" w x 23.6" h	
SA-3300 80.7" w x 23.6" h	
SA-3300 88.6" w x 23.6" h	
SA-3300 25.6" w x 31.5" h	
SA-3300 33.4" w x 31.5" h	
SA-3300 41.3" w x 31.5" h	
SA-3300 49.2" w x 31.5" h	
SA-3300 57" w x 31.5" h	
SA-3300 64.9" w x 31.5" h	
SA-3300 72.8" w x 31.5" h	
SA-3300 80.7" w x 31.5" h	
SA-3300 88.6" w x 31.5" h	
SA-3300 25.6" w x 39.4" h	
SA-3300 33.4" w x 39.4" h	
SA-3300 41.3" w x 39.4" h	
SA-3300 49.2" w x 39.4" h	
SA-3300 57" w x 39.4" h	
SA-3300 64.9" w x 39.4" h	
SA-3300 72.8" w x 39.4" h	
SA-3300 80.7" w x 39.4" h	
SA-3300 88.6" w x 39.4" h	

FSC 3990 / SIN 357-11C PACKAGING EQUIPMENT

Saturn SA-3300 Models Continued	
SA-3300 25.6" w x 47.2" h	
SA-3300 33.4" w x 47.2" h	
SA-3300 41.3" w x 47.2" h	
SA-3300 49.2" w x 47.2" h	
SA-3300 57" w x 47.2" h	
SA-3300 64.9" w x 47.2" h	
SA-3300 72.8" w x 47.2" h	
SA-3300 80.7" w x 47.2" h	
SA-3300 88.6" w x 47.2" h	

### Saturn SA-4400 Arch Horizontal Strapper

Complete range of horizontal arch sizes with bottom heat seal for both semi-automatic and automatic applications. Designed for stand-alone use with footswitch or interfacing with a conveyor line for automatic strap application to your product.



Saturn SA-4400 Models	
SA-4400 25.6" w x 15.7" h	
SA-4400 33.4" w x 15.7" h	
SA-4400 41.3" w x 15.7" h	
SA-4400 49.2" w x 15.7" h	
SA-4400 57" w x 15.7" h	
SA-4400 64.9" w x 15.7" h	
SA-4400 72.8" w x 15.7" h	
SA-4400 80.7" w x 15.7" h	
SA-4400 88.6" w x 15.7" h	
SA-4400 25.6" w x 23.6" h	
SA-4400 33.4" w x 23.6" h	
SA-4400 41.3" w x 23.6" h	
SA-4400 49.2" w x 23.6" h	
SA-4400 57" w x 23.6" h	
SA-4400 64.9" w x 23.6" h	
SA-4400 72.8" w x 23.6" h	
SA-4400 80.7" w x 23.6" h	
SA-4400 88.6" w x 23.6" h	
SA-4400 25.6" w x 31.5" h	
SA-4400 33.4" w x 31.5" h	
SA-4400 41.3" w x 31.5" h	
SA-4400 49.2" w x 31.5" h	
SA-4400 57" w x 31.5" h	
SA-4400 64.9" w x 31.5" h	
SA-4400 72.8" w x 31.5" h	

Saturn SA-4400 Models Continued	
SA-4400 80.7" w x 31.5" h	
SA-4400 88.6" w x 31.5" h	
SA-4400 25.6" w x 39.4" h	
SA-4400 33.4" w x 39.4" h	
SA-4400 41.3" w x 39.4" h	
SA-4400 49.2" w x 39.4" h	
SA-4400 57" w x 39.4" h	
SA-4400 64.9" w x 39.4" h	
SA-4400 72.8" w x 39.4" h	
SA-4400 80.7" w x 39.4" h	
SA-4400 88.6" w x 39.4" h	
SA-4400 25.6" w x 47.2" h	
SA-4400 33.4" w x 47.2" h	
SA-4400 41.3" w x 47.2" h	
SA-4400 49.2" w x 47.2" h	
SA-4400 57" w x 47.2" h	
SA-4400 64.9" w x 47.2" h	
SA-4400 72.8" w x 47.2" h	
SA-4400 80.7" w x 47.2" h	
SA-4400 88.6" w x 47.2" h	

Saturn SA-2500 Semi / Fully Automatic Arch Strapper



Saturn SA-2500 Models	
SA-2500 23.6" w x 15.7" h	
SA-2500 31.5" w x 15.7" h	
SA-2500 39.4" w x 15.7" h	
SA-2500 47.2" w x 15.7" h	
SA-2500 55.2" w x 15.7" h	
SA-2500 23.6" w x 23.6" h	
SA-2500 31.5" w x 23.6" h	
SA-2500 39.4" w x 23.6" h	
SA-2500 47.2" w x 23.6" h	
SA-2500 23.6" w x 31.5" h	
SA-2500 31.5" w x 31.5" h	
SA-2500 39.4" w x 31.5" h	

## Saturn SAS-3600 Arch Vertical Strapper

Complete range of vertical arch strapping machine sizes with side heat seal for both semi-automatic and automatic applications. Designed for stand-alone use with footswitch or interfacing with a conveyor line for automatic strap application to your product. Dependable design provides years of reliable service and low maintenance costs.



Saturn SAS-3600 Models	
SAS-3600 15.7" w x 25.6" h	
SAS-3600 23.6" w x 25.6" h	
SAS-3600 31.5" w x 25.6" h	
SAS-3600 39.4" w x 25.6" h	
SAS-3600 47.2" w x 25.6" h	
SAS-3600 15.7" w x 33.4" h	
SAS-3600 23.6" w x 33.4" h	
SAS-3600 31.5" w x 33.4" h	
SAS-3600 39.4" w x 33.4" h	
SAS-3600 47.2" w x 33.4" h	
SAS-3600 15.7" w x 41.3" h	
SAS-3600 23.6" w x 41.3" h	
SAS-3600 31.5" w x 41.3" h	
SAS-3600 39.4" w x 41.3" h	
SAS-3600 47.2" w x 41.3" h	
SAS-3600 63" w x 41.3" h	
SAS-3600 15.7" w x 49.2" h	
SAS-3600 23.6" w x 49.2" h	
SAS-3600 31.5" w x 49.2" h	
SAS-3600 39.4" w x 49.2" h	
SAS-3600 47.2" w x 49.2" h	
SAS-3600 15.7" w x 57" h	
SAS-3600 23.6" w x 57" h	
SAS-3600 31.5" w x 57" h	
SAS-3600 39.4" w x 57" h	
SAS-3600 47.2" w x 57" h	
SAS-3600 15.7" w x 64.9" h	
SAS-3600 23.6" w x 64.9" h	
SAS-3600 31.5" w x 64.9" h	
SAS-3600 39.4" w x 64.9" h	
SAS-3600 47.2" w x 64.9" h	
SAS-3600 63" w x 64.9" h	
SAS-3600 15.7" w x 72.8" h	
SAS-3600 23.6" w x 72.8" h	
SAS-3600 31.5" w x 72.8" h	
SAS-3600 39.4" w x 72.8" h	
SAS-3600 47.2" w x 72.8" h	
SAS-3600 70" w x 72.8" h	

Saturn SAS-3600 Models Continued	
SAS-3600 15.7" w x 80.7" h	
SAS-3600 23.6" w x 80.7" h	
SAS-3600 31.5" w x 80.7" h	
SAS-3600 39.4" w x 80.7" h	
SAS-3600 47.2" w x 80.7" h	
SAS-3600 15.7" w x 88.6" h	
SAS-3600 23.6" w x 88.6" h	
SAS-3600 31.5" w x 88.6" h	
SAS-3600 39.4" w x 88.6" h	
SAS-3600 47.2" w x 88.6" h	

### Saturn SP-9900 Portable Pallet Strapper

ST-9900 strapping machine is engineered for flexibility and straps pallets quickly, easily and securely anywhere in your plant. Simply push the strapping arm into the pallet and loop the strap around the pallet. Insert the strap into the seal head and in less than two seconds it automatically tensions and heat seals the strap.



Saturn SP-9900 Models	
SP-9900 Portable	
Saturn Strapper Options	
Battery kit for cordless operation	
Spare battery and charger	

### Saturn ST-1100 Table Top Strapper

Engineered for flexibility. Use any polypropylene strap from 1/4" to 5/8" wide. Adjustable table height. Locking casters for portability to move anywhere. Heat seal of strap is efficient and superior to hand tools.



### Saturn ST-2200 Table Top Strapper

Engineered for flexibility. Use any polypropylene strap from 1/4" to 5/8" wide. Adjustable table height. Locking casters for portability to move anywhere. Heat seal of strap is efficient and superior to hand tools.

Saturn ST-1100 Models	
ST-1100 Tabletop	
Saturn ST-2200 Models	
ST-2200 Tabletop	

**Our Packaging Specialist can assist you in determining which products best fit your specific needs.**



### Magnum 1300 TB-U Uniform Top & Bottom Case Sealer

Top and bottom drive systems provide the best drive and support for cartons that are taller in height and shorter in length because the top and bottom drive belts hold the carton down more securely while applying the tape. The 1300 provides accurate, consistent tape application to uniform cases. The top drive belts and tape head can quickly be adjusted for different box sizes with the turn of a handle.

### Magnum 2300 SD-U Uniform Side Case Sealer

Side drives provide the best drive and support for cartons that are longer in length and shorter in height because the side drive belts hold the carton more securely while applying the tape. The 2300 will provide accurate, consistent tape application to uniform cases. The side belts drive and tape head can quickly be adjusted for different box sizes with the turn of a handle.



### Magnum 3500 TB-R Random Top & Bottom Sealer

Top and bottom drives systems provide the best drive and support for cartons that are taller in height and shorter in length because the top and bottom drive belts hold the carton more securely while applying the tape. The 3500 provides accurate, consistent tape application and automatically adjusts to your case sizes.

### Magnum 4500 SD-R Random Side Case Sealer

Side drives provide the best drive and support for cartons that are longer in length and shorter in height because the side drive belts hold the carton more securely while applying the tape. The 4500 provides accurate, consistent tape application and automatically adjusts to your case sizes.



### Magnum 5800 SD-U-FF Uniform Side Case Sealer

Automatically folds flaps for uniform cases. Two 2" tape heads with easy tape threading. Adjustable flap folding arms. Adjustable legs from 22"-32" with locking casters.

Magnum Case Sealer Models	
Magnum 1300-TB-U	
Magnum 2300-SD-U	
Magnum 3500-TB-R	
Magnum 4500-SD-R	
Magnum 5800-SD-U-FF	
Magnum Case Sealer Options	
2024-BFF bottom flap folder	
2" tape head	
3" tape head	
3" tape head for 1300-TB-U	

Magnum Case Sealer Options Continued	
Lowering kit	
Flap holder	
Cover plate for lowering kit	
Stainless chassis with standard painted tape head	
Stainless chassis with stainless steel tape head	
Stainless steel 2" tape head	
Stainless steel 3" tape head	
2300 additional height	
Entry or exit conveyor	



### HTD210 & HTD310 Hand Tapers

- Lightweight durable plastic construction.
- Adjustable brake to apply proper tape tension.
- Easy side loading tape.

- Strong metal and plastic construction.
- Blade guard for safety, flips up for use.
- Static bar beneath blade helps prevent tape sag.
  - Adjustable brake to apply proper tape tension.
  - Ergonomic pistol-grip handle.
- Ergonomic pistol-grip foam covered handle (F).



HTD220  
HTD320



HTD220F  
HTD320F



### HTD230 & HTD330 Hand Tapers

- Heavy duty premium metal construction.
- Natural soft rubber roller keeps tape in position.
- Blade guard for safety, flips up for use.
- Static bar beneath blade helps prevent tape sag.
- Ergonomic pistol-grip handle.

Hand Held Taper Models	
HTD310 - 3" tape	
HTD220 - 2" tape	
HTD 220F - 2" tape	
HTD320 - 3" tape	
HTD320F - 3" tape	
HTD 230 - 2" tape	
HTD330 - 3" tape	
Hand Taper Replacement Blades	
Blade for HTD210 - 6 pack	
Blade for HTD310 - 6 pack	
Blade for HTD220 and 220F	
Blade for HTD320 and 320F	
Blade for HTD230	
Blade for HTD330	



# Shrink Wrapping Products

**Our Packaging Specialist can assist you in determining which products best fit your specific needs.**

## Seal & Shrink

The Seal & Shrink system incorporates the sealing of the shrink film and the heating all in one efficient, compact machine. Available in 4 models to fit your exact product.

Electronic controls are easy to use and allow for full control of seal time, shrink temperature and shrink time. Two operating modes: seal only and seal & shrink



Seal & Shrink Models	
APH-238, 11"W x 15"W, aluminum, without stand	
APH-346, 12.5"L x 18.1"W, aluminum, without stand	
APH-455, 16.5" L x 21.5" W, aluminum, without stand	
Aph-680, 24.4" W x 24.4"L, aluminum, without stand	
Seal & Shrink Stands	
Stand for APH-238	
Stand for APH-346	
Stand for APH-455	
Stand for APH-680	

**Product:** Hlghlight Packaging Equipment

**Lead Time:** 21 days

**Expedited Lead Time:** 7 days, if in stock

**Unit of Sale:** 1 Each


**F.O.B. Point:** Wyoming, MI 49509

**Warranty:** 1 year

FSC 3990 / SIN 357-11C PACKAGING EQUIPMENT



# MACXimize Your Yield - Ultimate Handling Solution



## MACX™

- OD 48" long x 40" wide x 31" high
- 190 gallons
- 25.4 cu.ft. capacity
- In stock in Gray (call for availability of blue, white or yellow)

- Built to meet the most rigorous demands. Less frequent repair and replacement. Can be repaired if damaged.
- Tough yet lightweight - totes are movable by hand when empty.
- HDPE material with UV inhibitor
- Comes in both solid and vented styles (please specify).
- FDA approved material.
- Stacks up to 10 high.
- Nestable 3-in-2.
- 100% recyclable.

### Options:

- Lid - add \$43.00
- Custom colors - call for details



**Product:** Decade Products Warehouse Storage Box MACX™

**Lead Time:** 24 days

**Expedited Lead Time:** 1 week

**Unit of Sale:** 1 Each

**F.O.B. Point:** Grand Rapids, MI 49512  
(may be in stock at Kent, WA 98032)

**Warranty:** 5 years

FSC VARIOUS / SIN 357-99 NEW PRODUCTS - WAREHOUSE STORAGE BOXES



## The New Standard in Container Efficiency






### KitBin®

- OD 48" long x 40" wide x 28" high
- 163 gallons
- 20 cu.ft. capacity
- Color: Gray

- Rigorous performance in a modular knock-down design.
- FDA approved HDPE material.
- Comes in both solid and vented styles (please specify).
- Can be loaded/unloaded with one side wall removed for the ultimate in ergonomic protection.
- Panels are interchangeable and can be replaced individually.
- Pallet base can be used separately.
- Stacks up to 6 high.
- 4 disassembled containers fit into 1 KitBin unit with the pallet bases nested on top.
- 100% recyclable.

#### Options (call for details):

- Collars for added height
- Custom colors



**Product:** Decade Products Warehouse Storage Box KitBin®

**Lead Time:** 8 weeks

**Expedited Lead Time:** 1 week

**Unit of Sale:** 1 Each

**F.O.B. Point:** Grand Rapids, MI 49512 - May be in stock at Kent, WA 98032

**Warranty:** 5 years



# Space that Works - Built Quickly & Easily




DL3000 - Modular in-plant office \_\_\_ft long x \_\_\_ft wide x 8 ft high; aluminum framework; panels are vinyl covered gypsum board over non-combustible polystyrene core; CLASS 1 NON-COMBUSTIBLE (STC rating of 28; thermal rating of R-11). Includes one steel door w/glass, one light switch, one CB box w/4 circuits, dust cover, grid ceiling, \_\_\_2'x4' light fixtures w/o lamps, \_\_\_ outlets.

Easily assembled - all pieces cut to size and labeled; CAD drawings and instructions included.

Options:

- Panel colors: Khaki, white, gray (framework is khaki)
- Door: Specify location and swing (right or left, and in or out)
- Fixed windows: 46" wide x 37" high (nominal), add \$115.00 each and state desired location.



Please call for information on clean rooms, custom sizes, two-story buildings, seismic upgrades, modular "snap together" electrical components, or for assistance in determining the best office for your application.

Benefits:

- Space Savings - utilizes existing space and can be designed and engineered to precisely fit your application.
- Cost Savings
  - tax advantages not available to permanent construction significantly reduce your capital expenditure. Buildings can be depreciated over a 7-year period versus 39-years with permanent construction.
  - no wasted materials during construction. All materials are pre-cut, mitered and completely finished. Building is completely functional in a fraction of the time of permanent construction.



**Product:** Starrco In-plant Offices  
**Lead Time:** 21 days ARO to ship  
**Expedited Lead Time:** 7-8 days  
**Unit of Sale:** 1 Office  
**F.O.B. Point:** Maryland Heights, MO 63043  
**Minimum Order:** \$200.00  
**Warranty:** Starrco Company, Inc. warrants its building systems to be free from defects in material or workmanship for a period of one year from the date of shipment. Warranty applies only when the product is installed and used per the manufacturers installation instructions and specifications.  
 This guarantee is made expressly in place of all other guarantees or warranties, expressed or implied, with respect to quality, merchantability, or fitness for a particular purpose.

FSC 5410 / SIN 361-10B IN-PLANT OFFICES



## Pre-Assembled Portable Buildings



### Engineering Specifications:

**General:** Starrco's pre-assembled buildings are designed to provide years of maintenance free service. The structural members are either anodized aluminum or steel with a rust retardant finish. Walls, ceiling and floor have a solid impact resistant core with a durable aluminum or vinyl covered finish. Windows and sliding doors are aluminum finish, swing doors are commercial grade steel. The model number of the building indicates it's approximate size. (i.e. Model #46 is 49" wide x 78" long). The overall height of the building will be a nominal 90" with an interior height of 82".

**Structural:** The loading characteristics of the buildings are:

Snow Load: 30 PSF  
Wind Load: 30 PSF  
Floor Load: 50 PSF

**Framework:** Structural members for corners are 3" x 3", 1/4" aluminum angle. Structural members between panels are 4" x 2 1/2", 3/16" aluminum "T" extrusion. Top frame will be 2 1/2" x 2 1/2", 3/16" aluminum angle. All aluminum structural members will be 6063 alloy, T6 temper, anodized with 202R1 clean finish.

**Panels:** Wall panels are a minimum 3/4" thick sandwich construction. Exterior of panel is smooth white painted aluminum laminated to high density OSB board. Panel interior will be 1/8" gray vinyl covered hardboard. Panels will be caulked with a urethane sealant and fastened to structural members with plated screws.

**Ceiling:** Ceiling panels are a minimum 3/4" thick sandwich construction. Interior of panel is 1/8" white vinyl covered hardboard laminated to high density OSB board. Top of panel will have an aluminum vapor barrier.

**Floor/Base:** The building base will be 4" structural steel channels, welded, with stringers on maximum 24" centers. Base includes forklift pockets. Steel channels will be painted with a rust inhibitive paint. Sub-flooring is two layers of 5/8" OSB board with aluminum vapor barrier laminated underneath. Finished floor will be commercial grade seamless vinyl.

**Roof:** On buildings 4' wide or less, the roof will ship installed on the building. Installed roof consists of .060" EPDM membrane laminated to ceiling panels with aluminum gutters on all four sides. On buildings larger than 4' wide, roof consists of corrugated V-shaped aluminum pans. Perimeter of roof will be anodized aluminum gutters and fascia trim. Roof is shipped knocked-down, ready for on-site assembly by others.

**Windows:** Windows will be double sliding aluminum with locking device. Sliding sections are glazed with 1/8" clear tempered safety glass. All window framing is anodized aluminum with 202R1 clear finish.

**Doors (Swinging):** Door will be a commercial grade 3068 20ga. steel with a 1/8" tempered safety glass window in top half. Door includes 1 1/2 pair of 4 1/2" x 4 1/2" ball bearing hinges and a stainless steel key-in-knob lockset. Door will be mounted on an anodized aluminum door frame with wool pile weatherstrip. Door is painted white.

**Doors (Sliding):** Door will be 6068 aluminum patio sliding type. Doors will be glazed with 3/16" tempered safety glass in upper section and have a solid panel in lower section. Keyed locking device with pull handle is included. All aluminum door parts are anodized with 202R1 clear finish. Buildings with model number ending with "-1" indicate two sliding doors are included on the long walls.

FSC 5410 / SIN 361-10G GUARD HOUSES

Electrical: Pre-wired electrical package includes one 125v duplex receptacle, one 230v single receptacle, fluorescent lighting, and one 125 amp circuit breaker box. All electrical components and wiring conform to National Electrical Code.

Options: All Starrco pre-assembled buildings can be custom fitted to meet a variety of needs. Available options include:

- |   |                          |                              |
|---|--------------------------|------------------------------|
| Air Conditioning and Heating                              | Exterior Lighting        | Thermal Insulation           |
| Custom Painted Exterior                                   | Countertops and Shelving | Aluminum Treadplate Flooring |
| Special Glazing (Tinted, Insulated, Polycarbonate, etc..) |                          |                              |
| Standard or Thru-Wall Cash & Transaction Drawers          |                          |                              |

Advantages:

- Buildings are shipped fully assembled.
- All buildings are custom designed to meet your specific application.
- Buildings are designed with an electrical package that includes lights, switches, outlets and a circuit breaker box.
- Aluminum extrusions and exterior wall panels are more durable, with no rust or corrosion.
- Buildings can be fitted for forklift pockets for easy relocation.

**Product:** Starrco Pre-Assembled Buildings / Guard Houses

**Lead Time:** 60 days ARO to ship

**Expedited Lead Time:** 33 days

**Unit of Sale:** 1 Building

**F.O.B. Point:** Maryland Heights, MO 63043

**Minimum Order:** \$200.00

**Warranty:** Starrco Company, Inc. warrants its building systems to be free from defects in material or workmanship for a period of one year from the date of shipment. Warranty applies only when the product is installed and used per the manufacturers installation instructions and specifications.

This guarantee is made expressly in place of all other guarantees or warranties, expressed or implied, with respect to quality, merchantability, or fitness for a particular purpose.



**Design Solutions** - We will assess your needs, generate an accurate and detailed CAD drawings of your project and communicate with your facility planners, engineers, architects, or general contractors to insure that every important detail is included in the project.

**Framing Solutions** - Based on size, load capacity and span requirements, SSI provides the most cost-effective framing systems for your project, including C-Section , Beam and Beam, Beam and Bar Joist, Joist Grinder and Bar Joist.

**Decking Solutions** - Offer a variety of deck assembly options, depending on the intended use of your mezzanine deck such as Painted Roof Mezzanine Deck, ResinDek®, Floor Plate, Specialty Wood Panel, Concrete and Bar Grating.

**Accessories** - Offer a complete line of accessories for your mezzanines including Hand Railings, Stair Units, Platform (elevated platform), Gates (swing, sliding and liftout), Ladders (vertical/ships and caged), Catwalks and Cross-overs.

**OSHA and Building Code Compliance**

**Structural Integrity and a Lifetime Guarantee** - Warrants products to be free from structural defects in material and workmanship for the entire lifetime of the mezzanine product.

**Benefits:**

**Space Saving** - allows you to build a second floor, allowing you to double your existing space.

**Cost Saving** - by utilizing your existing space you are saving money on land aquisition, energy costs, insurance premiums, property taxes and building maintenance.

**Improved Operations**

- Additional storage and/or office space.
- Expanded manufacturing operations.
- Support for equipment and conveyors.
- Distribution integration.

**Tax Advantages** - qualifies for accelerated tax depreciation.

**Customizable** - can be custom built to meet your specific needs.

**Product:** Steele Solutions Mezzanines

**Lead Time:** 80 days ARO to ship

**Expedited Lead Time:** N/A

**Unit of Sale:** 1 Mezzanine

**F.O.B. Point:** Franklin, WI 53132

**Minimum Order:** \$200.00

**Warranty:** Steele Solutions, Inc. warrants its products to be free from structural defects in material and workmanship for the life-time of the product in its original installation (which is established from the date of shipment). Liability shall be limited to repair and, or replacement of materials only. Steele Solutions, Inc. guarantee does not apply to paint finish, deck walking surface, or any items denoted as excluded on the quotation. Steele Solutions, Inc. has custom designed their product in accordance with parameters provided by the Buyer and does not warrant the applicability of the product to suit the Buyers purpose unless expressly stated as such at the time of sale.

## Pro-Tech ORTHO MAT™



Ortho Mat™ | Anti Fatigue Mats are thicker than most mats on the market today and are designed to reduce the risk of slips and falls and reduce strains and pains associated with prolonged exposure to cold, heat and vibration.

Worker's compensation claims can ultimately be decreased by reducing worker fatigue and increasing productivity, safety, and morale in the workplace.

These antifatigue mats are impervious to acids, chemicals, petroleum products, animal and vegetable fats, and have a life expectancy of 3 to 8 years.

### Features

- National Floor Safety Institute tested and approved.
- Mats are approximately 3/4" thick, ESD mats are approximately 5/8" thick and Anti-Slip mats are 1/4" thick.
- Made from superior closed cell virgin nitrile rubber.
- Antimicrobial compound is added as part of the manufacturing process to prevent mold, mildew and bacterial growth.
- Impervious to all chemicals, petroleum products, animal or vegetable fats.
- Non allergenic, latex and silicone free.
- Light weight and easy to lift and clean. Can be cleaned with ammonia, bleach, chlorine, or acid based cleaners. Okay to steam clean.
- Beveled on all four sides for ease of cart traffic and added safety. 3" safety strip is also available.
- Available in many sizes (including runners) as well as custom sizes and shapes.
- Stock colors are black, grey, tan and rust.

### Benefits:

- Promotes Employee Wellness.
- Reduces spinal compression.
- Increases circulation.
- Ergonomically designed to reduce back, leg, foot and ankle fatigue.

**Product:** Pro-Tech Mats Industry

**Lead Time:** 7 days ARO to ship

**Expedited Lead Time:** 3 days ARO to ship



**Unit of Sale:** 1 Mat

**F.O.B. Point:** Thousand Palms, CA 92276

**Minimum Order:** \$100.00

**Warranty:** SteelePro-Tech Mats Industry warrants the Ortho Mat® to be guaranteed against defects in materials and workmanship for two years. Including premature wear.

## Effectively Controls Drafts, Dust, Noise & Flying Insects!



exclusive tear-drop edge



Strip doors are comprised of overlapped clear PVC strips hung on galvanized steel hardware, with the outside strip on each edge being red or orange for safety. Material is offered in smooth (flat), ribbed or teardrop styles.

Door prices are listed per square foot. To figure door price: Multiply (width in feet + 1 foot) x (height in feet) x (price per square foot). If you are fitting the strip door inside the jamb of your doorway, omit the extra foot of width.

8" material is recommended for doors up to 10' high and for personnel and hand equipment traffic. This material is overlapped approximately 50%.

12" material is recommended for doors up to 15' high and for forklift traffic. This material is overlapped approximately 67%.

16" material is recommended for doors up to 30' high and for personnel and hand equipment traffic. This material is overlapped approximately 50%.

Material suitable for use in below freezing temperatures is available at a price 15% above the price listed.

### Benefits:

- Energy Savings
  - there's nothing to activate or operate, nothing to heat or cool, nothing that requires costly electricity or fuel.
  - dramatically cuts the loss of warm or air-conditioned air.
  - tear-drop design allows the airspace formed along the edge of overlapping strips to also act as a thermal barrier for additional effectiveness in temperature control.
- Improved Sanitation - doors open only as much as necessary to admit truck and foot traffic, they offer a far better barrier than conventional doors. They provide solid protection from flying insects, dust, drafts, smoke and fumes.

**Product:** TRAX Strip Doors

**Lead Time:** 21 days ARO to ship

**Expedited Lead Time:** 8 days

**Unit of Sale:** 1 Each

**F.O.B. Point:** Loomis, CA 95650

**Warranty:** All TRAX products are guaranteed against any defect of materials or workmanship for a period of 1 year from date of purchase. Any repair work carried out under these conditions is free of charge. Our responsibility is limited to the repair of the product or replacement if deemed necessary by TRAX.

This warranty does not cover damage due to incorrect use, handling, installation, or any modifications to the materials by a non-authorized party.