

Better by design four ways.

Precise tension control for maximum stretch and economy.


Modern casting, machining and design principles have produced a handwrapper which works extremely smooth to wrap your palletized loads tightly, efficiently and economically.

Care in four key areas make the Highlight handwrapper your best way to apply film by hand.

Cast flat zinc base gives smooth film stretch.

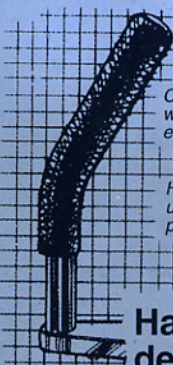
Zinc casting has an accuracy and flatness which cannot be matched by welded steel. The high-strength zinc/manganese/aluminum/copper alloy of the cast Highlight base won't chip, dent or bend (as steel can). It is surface ground flat ($\pm 0.005"$) totally eliminating any "flat tire" effect on the roll which can cause uneven wrap and wasted film.

Highlight's broad base resists tip over minimizing nicks and cuts which cause film tears. Its cast web design adds support to stress areas while removing excess metal, keeping the entire wrapper weighing only 3.5 lbs. Its light weight will be appreciated over a long day of wrapping.



Die cast web design adds strength yet reduces overall weight.

Wide flat base resists tip over which can nick and tear film.



Comfortable foam handle with 33° angle makes it easier to wrap.


Handle is press fit under three tons of pressure.

Handle designed for comfort, press fit for lifetime use.

The Highlight handle is bent on a 33° angle to make it easier to wrap the bottom row of boxes on a pallet. It also allows a grip nearer the center of gravity for less worker fatigue over an entire day. To further minimize fatigue, the handle is covered with a cushion foam grip. Foam is non-slip and soil and abrasion resistant.

The handle is press fit to the base under three tons of pressure. The tubing

actually tightens one-half to one thousandth so it literally can't move side to side. A roll pin across the diameter acts as a safety check to prevent any chance of slipping vertically.

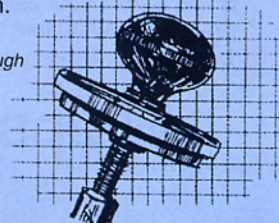


O-ring secures bottom core holder in place when changing film rolls.

Bottom core holder delivers smooth film stretch.

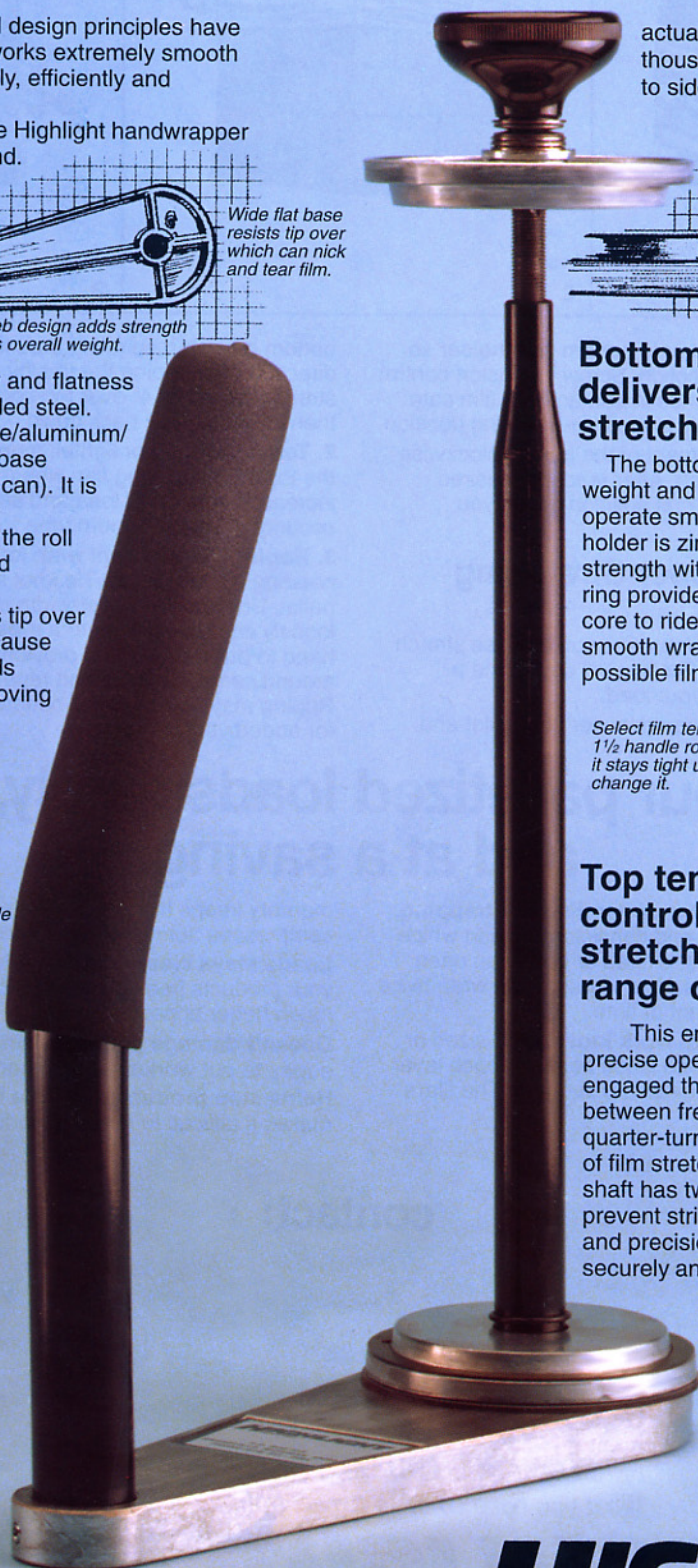
The bottom core holder receives all the weight and pressure during wrapping. It must operate smoothly. The Highlight bottom core holder is zinc cast in a cavity/web design for strength with lightness, and a DuPont Vespel ring provides a slippery, dry surface for the core to ride on. This smooth ring riding on the smooth wrapper base assures the best possible film stretch.

Select film tension through 1½ handle rotations; it stays tight until you change it.



Top tension control assembly keeps stretch constant, offers a range of adjustments.

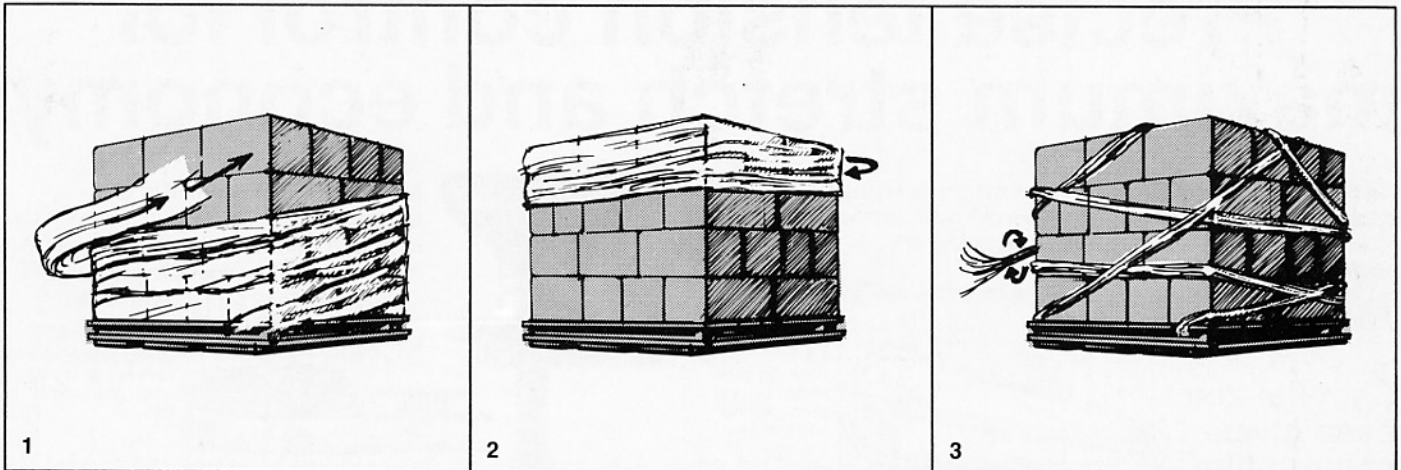
This entire assembly has been designed for precise operation. Once the core holder is engaged there is 1½ turns of knob adjustment between free roll and maximum stretch. Six quarter-turns give you a full, graduated measure of film stretch. For extra strength the threaded shaft has twice the 3/8" engagement needed to prevent stripped threads. It has strength, control and precision so you can wrap your loads securely and economically.



HIGHLIGHT

INDUSTRIES

Operating the Highlight Stretch film Handwrapper.



Place roll over steel shaft and onto bottom core holder so film feeds out in a clockwise direction. Screw in tension control assembly 'til top core holder comes in contact with film core and initial resistance occurs. This is the free-wheeling position.

Hereafter, each $\frac{1}{4}$ turn adjustment of the handle clockwise increases tension and film stretch. After reaching desired stretch, assembly will remain in that position giving you accurate, consistent wrapping.

Highlight Handwrapper Stretching Methods.

These are just three of the many ways you can use stretch film to secure your pallet loads. Testing will determine a wrapping method that best fits your load.

1. Spiraling. Tucking the lead wrap between the pallet and

bottom box, start spiraling around the boxes in an upward direction overlapping the film by 25%. Once reaching the top, stretch film about 4" over top corners for vertical hold-down; then start spiraling back down.

2. Top Banding. For lighter, more stable loads, simply wrap the top third, applying film where the layers come together. This increases stability of load and saves film. Gives twice the security of using filament tape for top banding.

3. Roping. An excellent wrap for produce and other products needing air circulation. Tie knot in film and secure under box on pallet. Unwrap one pallet-width of film using your free hand to loosely compress film into a rope. At edge of pallet use free hand to pull on rope and provide stretch. Tension rope off around corner of pallet and repeat procedure on the next side. Roping may be run under bottom or over top corners of pallet for added vertical security.

Wraps your palletized loads safely, securely and at a savings.

Wraps your loads in half the time of banding or strapping. Highlight Handwrappers are fast and consistent. A load which would take three or more minutes to strap or band can often be stretch wrapped in $1\frac{1}{2}$ minutes. Your workers can wrap twice as many loads in the same amount of time.

Self-tightening if contents try to work loose. Odd-sized or irregular shaped loads won't vibrate loose because each layer of stretch film bonds to the next for added strength. The film's

memory keeps the wrap tight as the pallet load vibrates and compresses during transportation.

Loads stays clean and dry. A top to bottom wrap will keep your products free of dirt and moisture so they arrive with a much better appearance.

Doesn't damage your product. Film has no sharp edges to cut workers, crush packages or mar products.

Helps stop product theft. The clarity of the film and tight bond makes it difficult to remove products undetected.

contact:

PERFORMANCE AND DURABILITY...

What you have come to expect from

HIGHLIGHT
INDUSTRIES INC.

2694 Prairie SW • Grand Rapids, MI • 49509
(616) 531-2464 (800) 531-2465 FAX (616) 531-0506
e-mail: info@highlightindustries.com
www.highlightindustries.com

Printed in U.S.A.