

# VL Vertical Storing Dock Leveler **BLUE GIANT**<sup>®</sup>

Energy Savings. Security. Cleanliness.  
All in one efficient and leading-edge design.

## STANDARD FEATURES

- A Smooth Transition:**  
Innovative deck hinge design enables a level surface for cross-docking traffic.
- B IntelliTilt™:**  
Specially designed inclinometer supports greater accuracy in deck positioning.
- C SmartFloat™:**  
State-of-the-art sensor technology allows the lip to maintain constant contact with the truck bed. †
- D SoftPark™:**  
Unique protective cushioning safeguards the deck cylinder while the deck is being parked.
- E EasyClean™:**  
Streamlined frame layout has minimal obstructions, making maintenance easier.
- F Blue Genius™ Touch Control:**  
The Blue Genius™ Gold Series I provides real-time instructions for operation, maintenance and diagnostics.

## SAFETY FEATURES

- G Safety Stand:**  
Integral safety stand keeps the deck securely upright during servicing.
- H Maintenance Strut:**  
Built-in stand with lockout pin prevents leveler use during cleaning or maintenance.
- I Hydraulic Velocity Fuse:**  
Non-adjustable velocity fuse limits loaded platform free-fall to within 3" (76mm).
- J Stationary Toe Guards:**  
High visibility OSHA safety striping improves worker safety during dock use.



Available in  
30,000, 35,000, 40,000, 45,000, 50,000 and 60,000 lb  
(13,636, 15,909, 18,144, 20,454, 22,727 and 27,215 kg)  
Rated Capacities

†Not all features visible in photo.

## The Blue Giant Advantage

- Unique deck hinge design supports a smooth transition bridge between the dock and truck bed.
- IntelliTilt™ feature uses a precision-based inclinometer to detect and communicate deck position.
- SoftPark™ offers enhanced protection to the deck cylinder during the parking process.
- A minimum of 6 U-beam channels preserve deck formation, even under heavy usage.

## Built for Strength

- Inverted deck cylinder is continually self-bleeding, reducing internal corrosion and increasing velocity fuse efficiency.
- 1HP, Totally Enclosed Non-Ventilated (TENV) power pack system delivers smooth and quiet operation.
- Deck will flex up to 4" (102mm) when under load, to ensure full-width contact between the lip and the truck bed.

## Designed for Safety

- Integral safety stand acts as a mechanical hard stop, keeping the deck firmly in position for routine inspections and servicing.

- Built-in maintenance strut supports the deck for safer under-deck maintenance.
- Hydraulic velocity fuse limits free-fall of a loaded platform.


## Intelligent Dock Control

- The Blue Genius™ Gold Series I Touch Control Panel has flat-surface touch buttons and a keypad for easy management of all dock operations.
- LCD screen delivers operational, diagnostic, and troubleshooting messages in real-time.
- STOP button on control station halts the dock in mid-travel during an emergency condition.
- LED red / yellow / green control station lights send safety signals to dock personnel.


## Options:

- 20" (508mm) lip
- Hot dipped galvanizing
- Biodegradable oil
- Three-wheel forklift center deck support
- Advanced lights communication package for verticals

# The Blue Giant Advantage




EasyClean™ is an innovative deck hinge design that smooths the transition between the facility floor and truck bed, protecting employees, equipment, and cargo.




The tilt sensor communicates the deck's position to the control panel, allowing the unit to be safely and properly parked after use.\* VL shown with optional draft pad.




An integral safety stand works with the built-in maintenance strut to provide added safety during maintenance, servicing, and cleaning.\*



The unique sensor-based IntelliTilt™ technology enables SmartFloat™, an operational feature that keeps the lip in contact with the truck bed during the loading / unloading process.



SoftPark™ is a unique protective cushioning that shields the deck cylinder during the parking process.\*



The smooth transition support keeps the cross-docking process steady and even at any grade angle, resulting in higher levels of productivity and efficiency.

\*These items are not visible when dock leveler is deployed.

**BLUE GIANT**  
BLUE GIANT EQUIPMENT CORPORATION

**Corporate** 85 Heart Lake Road South  
Brampton, ON, Canada L6W 3K2  
t 905.457.3900 f 905.457.2313

**USA** 6350 Burnt Poplar Road  
Greensboro, NC 27409  
[www.BlueGiant.com](http://www.BlueGiant.com)

**DACO**  
(877) 247-3834 - [dacocorp.com](http://dacocorp.com)

Blue Giant offers a full line of dock levelers, dock safety equipment, seals and shelters, accessories, ergonomic and scissor lift equipment and industrial trucks. Concurrent with our continuing product improvement program, specifications are subject to change without notice. Please contact Blue Giant for latest information. Some features illustrated may be optional in certain market areas.