



PRE-CONFIGURED  
MODULAR DRAWER CABINETS



**Borroughs**  
CORPORATION

**DACO**

(877) 247-3834 - dacocorp.com





## Borroughs Modular Drawer Cabinets.

The perfect solution for the efficient storage of your small to mid-size products. Modular Drawer Cabinets from Borroughs can pay for themselves by **reducing your storage footprint by 60%**, cutting parts retrieval times in half, improving parts organization, and adding security for increased loss prevention.

We combined the best features from the industry with cutting edge design and manufacturing technologies to provide you the best MDC unit on the market, at an affordable price. The best feature of all, our Modular Drawer Cabinets have Borroughs' **Made-in-the USA quality**.

### TABLE OF CONTENTS

Why Modular Drawers .....	3-4
23w Cabinets .....	5-8
30w Cabinets .....	9-16
45w Cabinets .....	17-22
60w Cabinets .....	23-28
Overhead Units.....	29-30
Configuring Cabinets .....	31-34
Powder Coat Options .....	Back Cover



#### Borroughs Corporation

t: 800-748-0227

f: 269-342-4161

[www.borroughs.com](http://www.borroughs.com)



# THE ADVANTAGES OF MODULAR CABINETS



If you have questions regarding the Modular Drawer Cabinets or configurations, please feel free to visit: [www.borroughs.com](http://www.borroughs.com) or call us at 1-800-748-0227 and ask for Customer Service.

Modular Drawers are built in various sizes which allow multiple storage options. This results in minimizing the amount of floor space dedicated to the storage of small to mid-size products/parts. Below are some key benefits of modular drawer cabinets.

## 1. SPACE SAVING:

Example: The products stored on 2<sup>1/2</sup> sections of shelving will fit inside 1 eye level modular drawer cabinet. That's a storage footprint **reduction of 60%**.

## 2. EFFICIENCY:

Create compartments that resemble the actual cubic space requirements of the part being stored.

## 3. FLEXIBILITY:

Cabinets attach side-to-side, back-to-back, and are designed to be stacked up to (5) units high. In addition they are adjustable as the application changes, and can be relocated, fully-loaded.

## 4. ACCESSIBILITY:

Drawers are ergonomically engineered to provide the best human reach points.

## 5. ORGANIZATION:

Drawer interiors can be sub-divided into compartments, and labeled. Compartments eliminate the need for cartons and plastic bins.

## 6. SECURITY:


Drawers can be closed and locked, preventing unauthorized entry. Stored product remains free from dirt, and damage.

## 7. SAFETY:

All Borroughs modular drawers are available as **Multiple Drawer** or **Single Drawer** access units (single drawer is anti-tilt).



**Drawers Extend** 110% from the cabinet housing and feature a full load capacity of 400 lbs. Their progressive action results in the smoothest operation in the industry.



**Ergonomic Handles** are flush with housing, full-width, and are located at the top of each drawer. Handle labels fit through a slot in right end cap and drop into locating pocket to hold in position.



**Cutting Edge Suspension Technology** provides superior drawer cyclic performance. Auto safety clips lock suspension to drawer, preventing accidental release. No fasteners required for assembly, or tools for drawer removal.



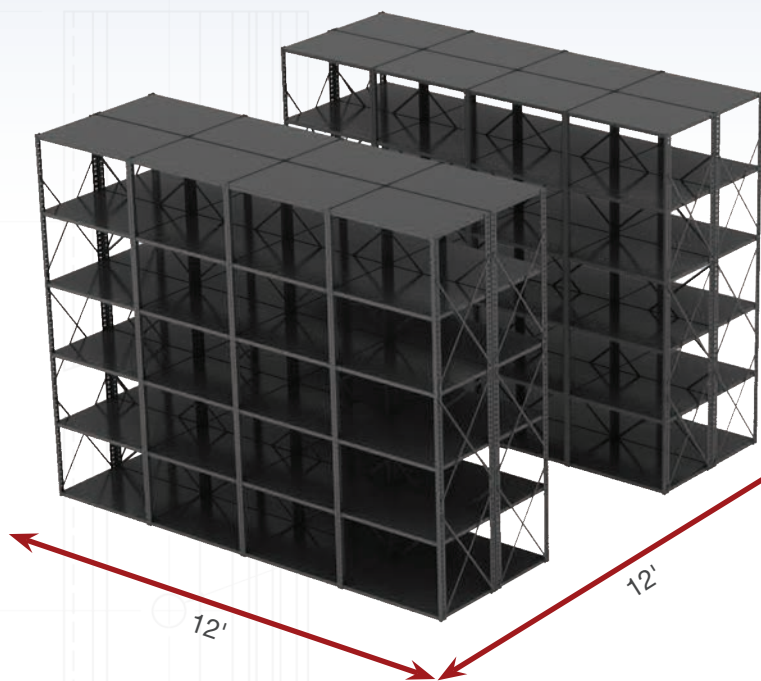
**Typical Housing** accepts various drawer configurations, latching systems, and is designed to accommodate shelving. Each cabinet features pre-punched anchoring holes. Housing is designed for a 12,500 lb. stacking capacity and a 7,500 lbs. lifting capacity.

# HOW MODULAR DRAWERS CAN HELP YOUR BUSINESS



If you have questions regarding the Modular Drawer Cabinets or configurations, please feel free to visit: [www.borroughs.com](http://www.borroughs.com) or call us at 1-800-748-0227 and ask for Customer Service.

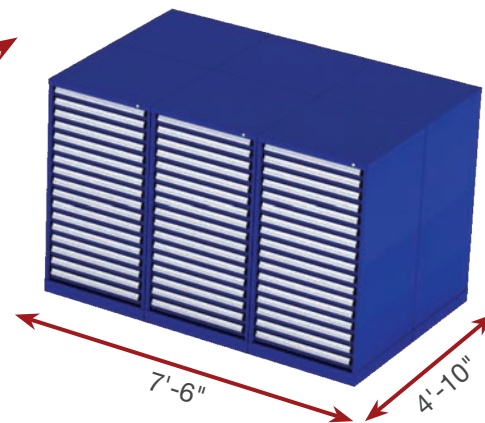
Modular drawers are the perfect storage solution for small to medium products or parts. Utilizing the “Building Block” approach, these illustrations show the efficiency and space saving alternative that modular drawers provide.



**60%** footprint reduction

**SAVE SPACE:**

Products being stored on (16) sections of shelving each measuring 36"W x 24"D x 84"H will fit inside (6) modular drawer cabinets each measuring 30"W x 29<sup>1</sup>/<sub>4</sub>"D x 59"H.



**5** cabinets high

**FLEXIBILITY:**

Borroughs Modular Drawers are manufactured to be one of the strongest in the industry. This allows our cabinets to be stacked on top of each other – utilizing vertical space, and conserving valuable floor space.



**EFFICIENCY:**

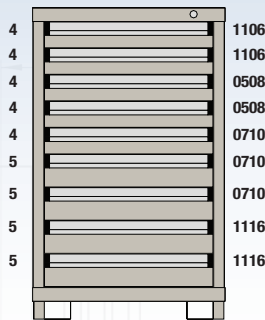
By creating compartments that resemble the actual cubic space requirements of the parts/product to be stored, a reach area is not required above each storage level.

# 23" WIDE CABINETS >

## ALL BORROUGHS PRE-CONFIGURED CABINETS FEATURE:

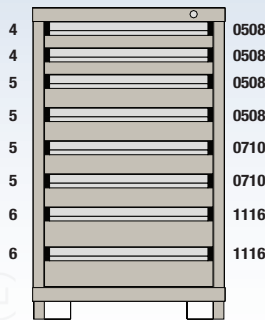
- 29<sup>1</sup>/<sub>4</sub>" STANDARD DEPTH
- FORK TRUCK BASE WITH MULTIPLE DRAWER ACCESS & ARE KEYED DIFFERENT
- PARTITIONS AND DIVIDERS FACTORY INSTALLED

## STAND UP HEIGHT (22<sup>13</sup>/<sub>16</sub>" W x 29<sup>1</sup>/<sub>4</sub>" D x 37" H)



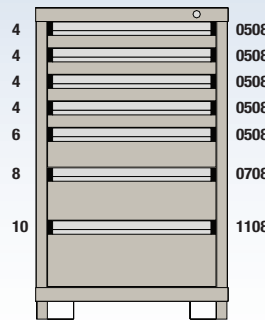
**M1-232940FT-MD09AL**

- 9 Drawers
- 91 Compartments



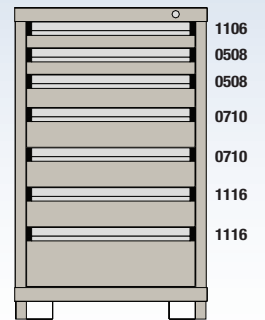
**M1-232940FT-MD08AL**

- 8 Drawers
- 90 Compartments



**M1-232940FT-MD07AL**

- 7 Drawers
- 100 Compartments



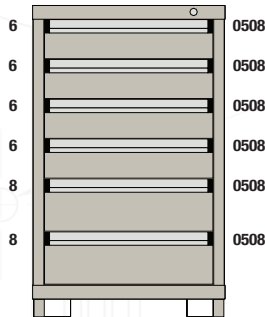
**M1-232940FT-MD07BL**

- 7 Drawers
- 86 Compartments

Numbers along the left hand side refer to the "Drawer Number" indicated in the chart at the bottom of the page.

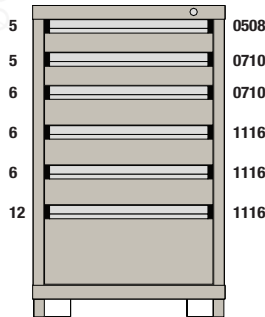


Numbers along the right hand side of each cabinet indicate the drawer interior configuration of the pre-installed partitions and dividers.



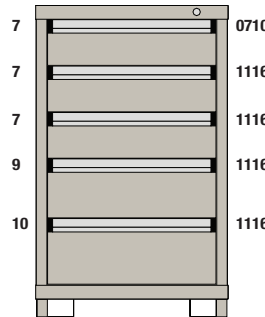
**M1-232940FT-MD06BL**

- 6 Drawers
- 96 Compartments



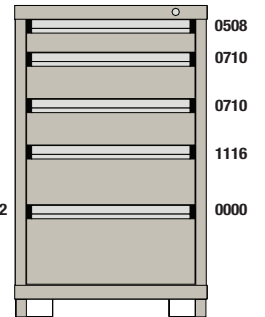
**M1-232940FT-MD06CL**

- 6 Drawers
- 46 Compartments



**M1-232940FT-MD05AL**

- 5 Drawers
- 25 Compartments



**M1-232940FT-MD05BL**

- 5 Drawers
- 39 Compartments



Partitions and adjustable dividers make organization easy and convenient for various size parts, tools, or a variety of other items needing to be stored safely and securely.

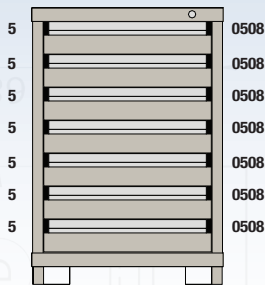
All Borroughs partitions and dividers are factory installed.

Drawer Number	4	5	6	7	8	9	10	11	12	13	14	15	16	17	18
Usable Height	2 <sup>1</sup> / <sub>4</sub> "	3 <sup>1</sup> / <sub>16</sub> "	3 <sup>7</sup> / <sub>8</sub> "	4 <sup>5</sup> / <sub>8</sub> "	5 <sup>7</sup> / <sub>16</sub> "	6 <sup>1</sup> / <sub>4</sub> "	7"	7 <sup>3</sup> / <sub>4</sub> "	8 <sup>9</sup> / <sub>16</sub> "	9 <sup>3</sup> / <sub>8</sub> "	10 <sup>1</sup> / <sub>8</sub> "	10 <sup>15</sup> / <sub>16</sub> "	11 <sup>3</sup> / <sub>4</sub> "	12 <sup>1</sup> / <sub>2</sub> "	13 <sup>5</sup> / <sub>16</sub> "
Drawer Size	Small			Medium				Large							

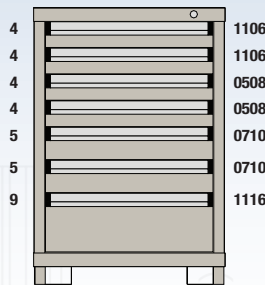
**ALL BORROUGHS PRE-CONFIGURED CABINETS FEATURE:**

- 29<sup>1</sup>/<sub>4</sub>" STANDARD DEPTH
- FORK TRUCK BASE WITH MULTIPLE DRAWER ACCESS & ARE KEYPED DIFFERENT
- PARTITIONS AND DIVIDERS FACTORY INSTALLED

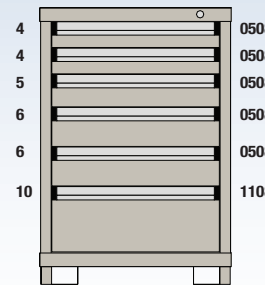
**BENCH HEIGHT (22<sup>13</sup>/<sub>16</sub>" W x 29<sup>1</sup>/<sub>4</sub>" D x 33" H)**



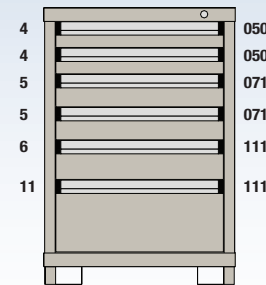
**M1-232935FT-MD07AL**  
 • 7 Drawers  
 • 112 Compartments



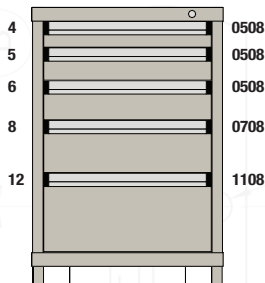
**M1-232935FT-MD07BL**  
 • 7 Drawers  
 • 74 Compartments



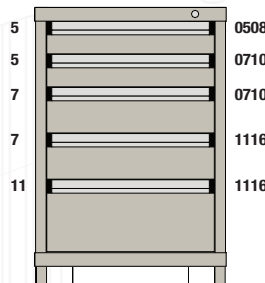
**M1-232935FT-MD06AL**  
 • 6 Drawers  
 • 88 Compartments



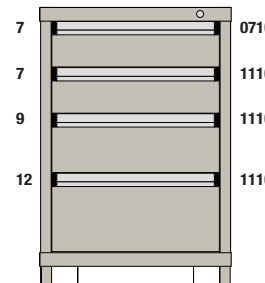
**M1-232935FT-MD06CL**  
 • 6 Drawers  
 • 58 Compartments



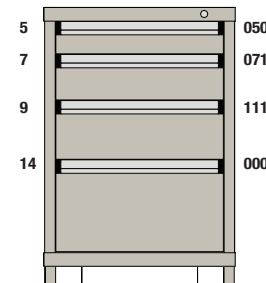
**M1-232935FT-MD05AL**  
 • 5 Drawers  
 • 68 Compartments



**M1-232935FT-MD05BL**  
 • 5 Drawers  
 • 42 Compartments



**M1-232935FT-MD04AL**  
 • 4 Drawers  
 • 21 Compartments



**M1-232935FT-MD04BL**  
 • 4 Drawers  
 • 30 Compartments



If you have questions regarding the Modular Drawer Cabinets or configurations, please feel free to visit: [www.borroughs.com](http://www.borroughs.com) or call us at 1-800-748-0227 and ask for Customer Service.



Drawer Table	Drawer Number	4	5	6	7	8	9	10	11	12	13	14	15	16	17	18
Usable Height		2 <sup>1</sup> / <sub>4</sub> "	3 <sup>1</sup> / <sub>16</sub> "	3 <sup>7</sup> / <sub>8</sub> "	4 <sup>5</sup> / <sub>8</sub> "	5 <sup>7</sup> / <sub>16</sub> "	6 <sup>1</sup> / <sub>4</sub> "	7"	7 <sup>3</sup> / <sub>4</sub> "	8 <sup>9</sup> / <sub>16</sub> "	9 <sup>3</sup> / <sub>8</sub> "	10 <sup>1</sup> / <sub>8</sub> "	10 <sup>15</sup> / <sub>16</sub> "	11 <sup>3</sup> / <sub>4</sub> "	12 <sup>1</sup> / <sub>2</sub> "	13 <sup>5</sup> / <sub>16</sub> "
Drawer Size		Small			Medium				Large							

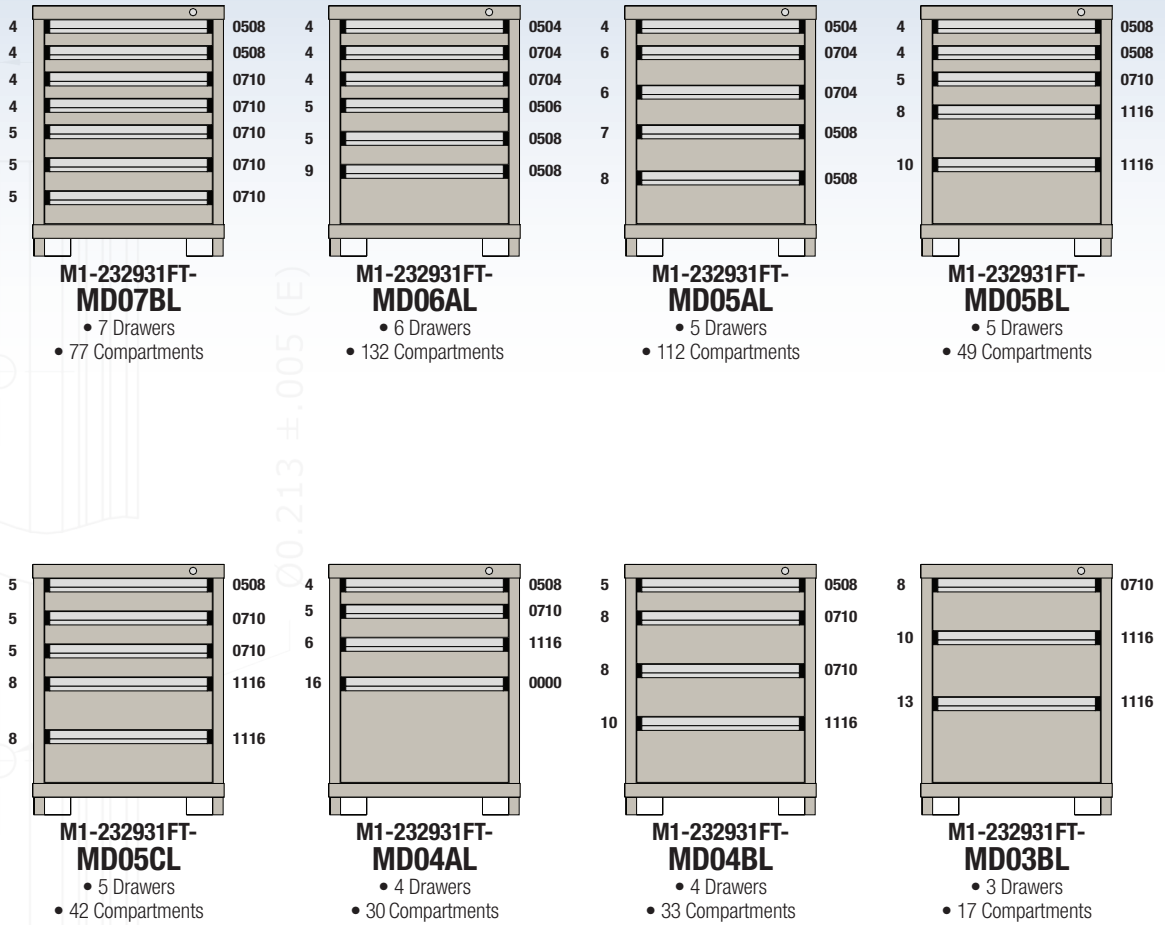


# 23" WIDE CABINETS >

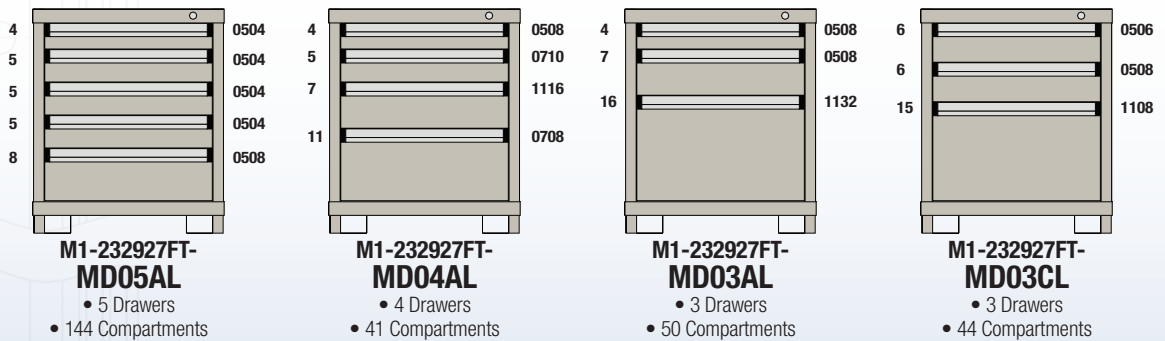
## ALL BORROUGHS PRE-CONFIGURED CABINETS FEATURE:

- 29<sup>1</sup>/<sub>4</sub>" STANDARD DEPTH
- FORK TRUCK BASE WITH MULTIPLE DRAWER ACCESS & ARE KEYED DIFFERENT
- PARTITIONS AND DIVIDERS FACTORY INSTALLED

## TABLE HEIGHT (22<sup>13</sup>/<sub>16</sub>" W x 29<sup>1</sup>/<sub>4</sub>" D x 30" H)



## DESK HEIGHT (22<sup>13</sup>/<sub>16</sub>" W x 29<sup>1</sup>/<sub>4</sub>" D x 27" H)



Drawer Number	4	5	6	7	8	9	10	11	12	13	14	15	16	17	18
Usable Height	2 <sup>1</sup> / <sub>4</sub> "	3 <sup>1</sup> / <sub>16</sub> "	3 <sup>7</sup> / <sub>8</sub> "	4 <sup>5</sup> / <sub>8</sub> "	5 <sup>7</sup> / <sub>16</sub> "	6 <sup>1</sup> / <sub>4</sub> "	7"	7 <sup>3</sup> / <sub>4</sub> "	8 <sup>9</sup> / <sub>16</sub> "	9 <sup>3</sup> / <sub>8</sub> "	10 <sup>1</sup> / <sub>8</sub> "	10 <sup>15</sup> / <sub>16</sub> "	11 <sup>3</sup> / <sub>4</sub> "	12 <sup>1</sup> / <sub>2</sub> "	13 <sup>5</sup> / <sub>16</sub> "
Drawer Size	Small			Medium				Large							



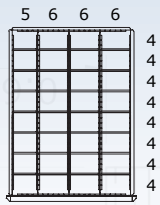
# 23" WIDE INTERIORS >

## ALL BORROUGHS PRE-CONFIGURED CABINETS FEATURE:

- 29<sup>1/4</sup>" STANDARD DEPTH
- FORK TRUCK BASE WITH MULTIPLE DRAWER ACCESS & ARE KEYED DIFFERENT
- PARTITIONS AND DIVIDERS FACTORY INSTALLED

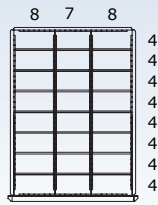
23" WIDE CABINETS

## DRAWER INTERIOR CONFIGURATIONS (17<sup>7/8</sup>" W x 25<sup>1/8</sup>" D CLEAR)



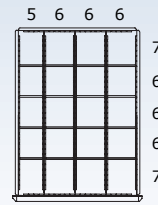
**0504**

32 compartments



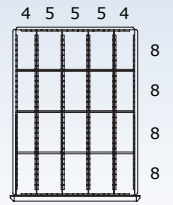
**0704**

24 compartments



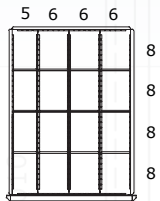
**0506**

20 compartments



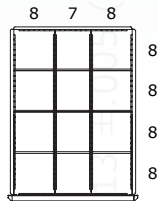
**0408**

20 compartments



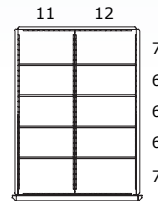
**0508**

16 compartments



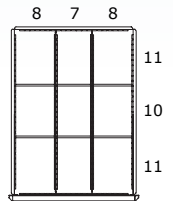
**0708**

12 compartments



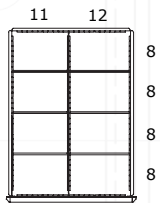
**1106**

10 compartments



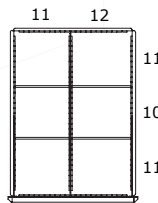
**0710**

9 compartments



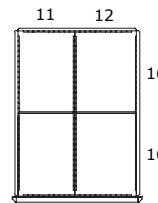
**1108**

8 compartments



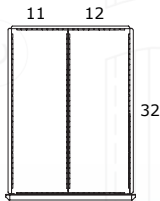
**1110**

6 compartments



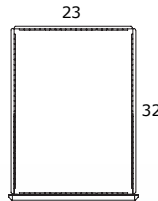
**1116**

4 compartments



**1132**

2 compartments



**0000**

1 compartment

Numbers along the top and side of each drawer interior configuration refer to a specific compartment size. The corresponding dimensions are represented in the chart below.



Compartment Size	3	4	5	6	7	8	9	10	11	12	13	14	15	16
Dimension (Clear)	1 <sup>7/8</sup> "	2 <sup>11/16</sup> "	3 <sup>1/2</sup> "	4 <sup>1/4</sup> "	5 <sup>1/16</sup> "	5 <sup>7/8</sup> "	6 <sup>11/16</sup> "	7 <sup>1/2</sup> "	8 <sup>1/4</sup> "	9 <sup>1/16</sup> "	9 <sup>7/8</sup> "	10 <sup>11/16</sup> "	11 <sup>1/2</sup> "	12 <sup>1/4</sup> "



# 30" WIDE CABINETS >

## ALL BORROUGHS PRE-CONFIGURED CABINETS FEATURE:


- 29<sup>1/4</sup>" STANDARD DEPTH
- FORK TRUCK BASE WITH MULTIPLE DRAWER ACCESS & ARE KEYPED DIFFERENT
- PARTITIONS AND DIVIDERS FACTORY INSTALLED

## EYE LEVEL HEIGHT (30" W x 29<sup>1/4</sup>" D x 59" H)


Numbers along the left hand side refer to the "Drawer Number" indicated in the chart at the bottom of the page.




Numbers along the right hand side of each cabinet indicate the drawer interior configuration of the pre-installed partitions and dividers.




**M1-302968FT-MD17AL**  
 • 17 Drawers  
 • 400 Compartments



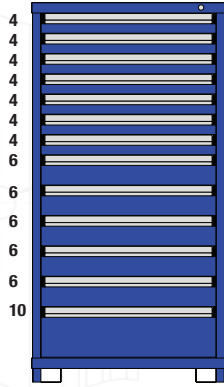
**M1-302968FT-MD16AL**  
 • 16 Drawers  
 • 296 Compartments



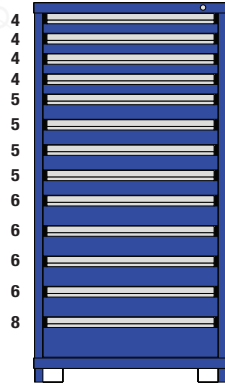
**M1-302968FT-MD15AL**  
 • 15 Drawers  
 • 360 Compartments



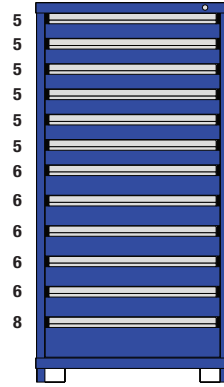
**M1-302968FT-MD14AL**  
 • 14 Drawers  
 • 300 Compartments




**M1-302968FT-MD13AL**  
 • 13 Drawers  
 • 256 Compartments




**M1-302968FT-MD13BL**  
 • 13 Drawers  
 • 273 Compartments




**M1-302968FT-MD12CL**  
 • 12 Drawers  
 • 240 Compartments




**M1-302968FT-MD12EL**  
 • 12 Drawers  
 • 214 Compartments




**M1-302968FT-MD11AL**  
 • 11 Drawers  
 • 268 Compartments



**M1-302968FT-MD11CL**  
 • 11 Drawers  
 • 192 Compartments



**M1-302968FT-MD11DL**  
 • 11 Drawers  
 • 172 Compartments



**M1-302968FT-MD10AL**  
 • 10 Drawers  
 • 206 Compartments


Drawer Number	4	5	6	7	8	9	10	11	12	13	14	15	16	17	18
Usable Height	2 <sup>1/4</sup> "	3 <sup>1/16</sup> "	3 <sup>7/8</sup> "	4 <sup>5/8</sup> "	5 <sup>7/16</sup> "	6 <sup>1/4</sup> "	7"	7 <sup>3/4</sup> "	8 <sup>9/16</sup> "	9 <sup>3/8</sup> "	10 <sup>1/8</sup> "	10 <sup>15/16</sup> "	11 <sup>3/4</sup> "	12 <sup>1/2</sup> "	13 <sup>5/16</sup> "
Drawer Size	Small			Medium				Large							




**ALL BORROUGHS PRE-CONFIGURED CABINETS FEATURE:**

- 29<sup>1</sup>/<sub>4</sub>" STANDARD DEPTH
- FORK TRUCK BASE WITH MULTIPLE DRAWER ACCESS & ARE KEYED DIFFERENT
- PARTITIONS AND DIVIDERS FACTORY INSTALLED

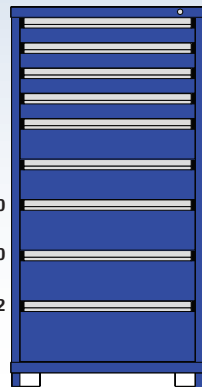
**EYE LEVEL HEIGHT (30" W x 29<sup>1</sup>/<sub>4</sub>" D x 59" H)**




**M1-302968FT-MD10CL**  
 • 10 Drawers  
 • 180 Compartments



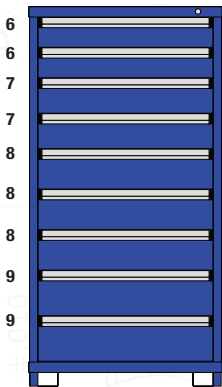
**M1-302968FT-MD10DL**  
 • 10 Drawers  
 • 168 Compartments




**M1-302968FT-MD09AL**  
 • 9 Drawers  
 • 157 Compartments




**M1-302968FT-MD09CL**  
 • 9 Drawers  
 • 147 Compartments




**M1-302968FT-MD09DL**  
 • 9 Drawers  
 • 144 Compartments



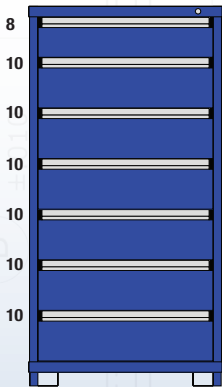
**M1-302968FT-MD09EL**  
 • 9 Drawers  
 • 140 Compartments



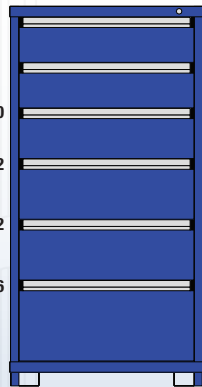
**M1-302968FT-MD09HL**  
 • 9 Drawers  
 • 108 Compartments




**M1-302968FT-MD08CL**  
 • 8 Drawers  
 • 104 Compartments



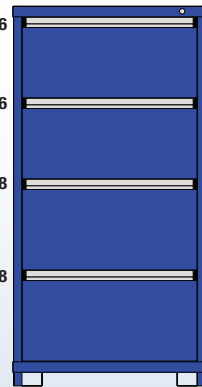
**M1-302968FT-MD07AL**  
 • 7 Drawers  
 • 128 Compartments



**M1-302968FT-MD06AL**  
 • 6 Drawers  
 • 64 Compartments



**M1-302968FT-MD05AL**  
 • 5 Drawers  
 • 37 Compartments



**M1-302968FT-MD04AL**  
 • 4 Drawers  
 • 29 Compartments



If you have questions regarding the Modular Drawer Cabinets or configurations, please feel free to visit: [www.borroughs.com](http://www.borroughs.com) or call us at 1-800-748-0227 and ask for Customer Service.

Drawer Number	4	5	6	7	8	9	10	11	12	13	14	15	16	17	18
Usable Height	2 <sup>1</sup> / <sub>4</sub> "	3 <sup>1</sup> / <sub>16</sub> "	3 <sup>7</sup> / <sub>8</sub> "	4 <sup>5</sup> / <sub>8</sub> "	5 <sup>7</sup> / <sub>16</sub> "	6 <sup>1</sup> / <sub>4</sub> "	7"	7 <sup>3</sup> / <sub>4</sub> "	8 <sup>9</sup> / <sub>16</sub> "	9 <sup>3</sup> / <sub>8</sub> "	10 <sup>1</sup> / <sub>8</sub> "	10 <sup>15</sup> / <sub>16</sub> "	11 <sup>3</sup> / <sub>4</sub> "	12 <sup>1</sup> / <sub>2</sub> "	13 <sup>5</sup> / <sub>16</sub> "
Drawer Size	Small			Medium				Large							

# 30" WIDE CABINETS >


## ALL BORROUGHS PRE-CONFIGURED CABINETS FEATURE:

- 29<sup>1</sup>/<sub>4</sub>" STANDARD DEPTH
- FORK TRUCK BASE WITH MULTIPLE DRAWER ACCESS & ARE KEYPED DIFFERENT
- PARTITIONS AND DIVIDERS FACTORY INSTALLED











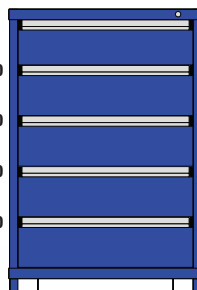

## COUNTER HEIGHT (30" W x 29<sup>1</sup>/<sub>4</sub>" D x 44" H)


889'0

Numbers along the left hand side refer to the "Drawer Number" indicated in the chart at the bottom of the page.



Numbers along the right hand side of each cabinet indicate the drawer interior configuration of the pre-installed partitions and dividers.

 <p><b>M1-302949FT-MD11AL</b> • 11 Drawers • 248 Compartments</p>	 <p><b>M1-302949FT-MD10BL</b> • 10 Drawers • 200 Compartments</p>	 <p><b>M1-302949FT-MD09AL</b> • 9 Drawers • 183 Compartments</p>	 <p><b>M1-302949FT-MD09CL</b> • 9 Drawers • 180 Compartments</p>
 <p><b>M1-302949FT-MD08AL</b> • 8 Drawers • 168 Compartments</p>	 <p><b>M1-302949FT-MD08CL</b> • 8 Drawers • 148 Compartments</p>	 <p><b>M1-302949FT-MD07AL</b> • 7 Drawers • 137 Compartments</p>	 <p><b>M1-302949FT-MD07CL</b> • 7 Drawers • 112 Compartments</p>
 <p><b>M1-302949FT-MD06BL</b> • 6 Drawers • 84 Compartments</p>	 <p><b>M1-302949FT-MD06CL</b> • 6 Drawers • 74 Compartments</p>	 <p><b>M1-302949FT-MD05AL</b> • 5 Drawers • 64 Compartments</p>	 <p><b>M1-302949FT-MD04AL</b> • 4 Drawers • 29 Compartments</p>



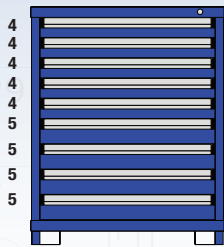
Drawer Table	Drawer Number	4	5	6	7	8	9	10	11	12	13	14	15	16	17	18
Usable Height		2 <sup>1</sup> / <sub>4</sub> "	3 <sup>1</sup> / <sub>16</sub> "	3 <sup>7</sup> / <sub>8</sub> "	4 <sup>5</sup> / <sub>8</sub> "	5 <sup>7</sup> / <sub>16</sub> "	6 <sup>1</sup> / <sub>4</sub> "	7"	7 <sup>3</sup> / <sub>4</sub> "	8 <sup>9</sup> / <sub>16</sub> "	9 <sup>3</sup> / <sub>8</sub> "	10 <sup>1</sup> / <sub>8</sub> "	10 <sup>15</sup> / <sub>16</sub> "	11 <sup>3</sup> / <sub>4</sub> "	12 <sup>1</sup> / <sub>2</sub> "	13 <sup>5</sup> / <sub>16</sub> "
Drawer Size		Small			Medium				Large							



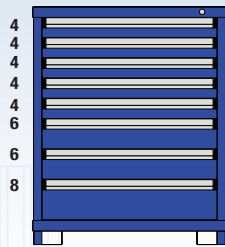
**ALL BORROUGHS PRE-CONFIGURED CABINETS FEATURE:**

- 29<sup>1</sup>/<sub>4</sub>" STANDARD DEPTH
- FORK TRUCK BASE WITH MULTIPLE DRAWER ACCESS & ARE KEYPED DIFFERENT
- PARTITIONS AND DIVIDERS FACTORY INSTALLED

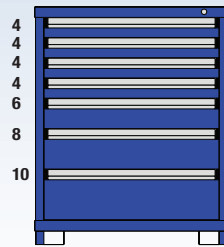
**STAND UP HEIGHT (30" W x 29<sup>1</sup>/<sub>4</sub>" D x 37" H)**



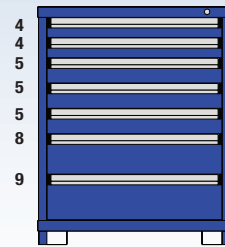
**M1-302940FT-MD09DL**  
 • 9 Drawers  
 • 154 Compartments



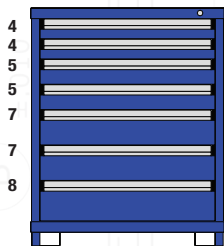
**M1-302940FT-MD08DL**  
 • 8 Drawers  
 • 176 Compartments



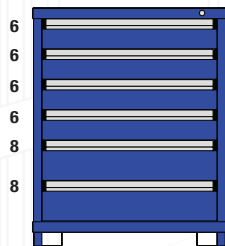
**M1-302940FT-MD07AL**  
 • 7 Drawers  
 • 144 Compartments



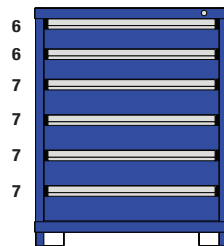
**M1-302940FT-MD07DL**  
 • 7 Drawers  
 • 114 Compartments



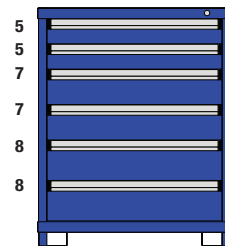
**M1-302940FT-MD07FL**  
 • 7 Drawers  
 • 136 Compartments



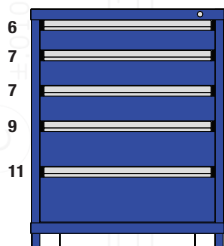
**M1-302940FT-MD06AL**  
 • 6 Drawers  
 • 144 Compartments



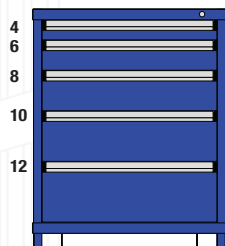
**M1-302940FT-MD06BL**  
 • 6 Drawers  
 • 72 Compartments



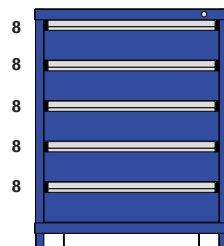
**M1-302940FT-MD06DL**  
 • 6 Drawers  
 • 74 Compartments



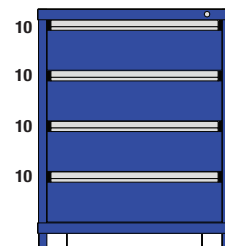
**M1-302940FT-MD05BL**  
 • 5 Drawers  
 • 61 Compartments



**M1-302940FT-MD05DL**  
 • 5 Drawers  
 • 84 Compartments



**M1-302940FT-MD05FL**  
 • 5 Drawers  
 • 80 Compartments



**M1-302940FT-MD04DL**  
 • 4 Drawers  
 • 29 Compartments



If you have questions regarding the Modular Drawer Cabinets or configurations, please feel free to visit: [www.borroughs.com](http://www.borroughs.com) or call us at 1-800-748-0227 and ask for Customer Service.



All Borroughs cabinets are available in either **Multiple Drawer** or **Single Drawer** access units (single drawer or Anti-Tilt).

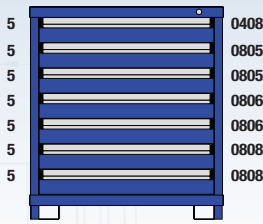
Drawer Number	4	5	6	7	8	9	10	11	12	13	14	15	16	17	18
Usable Height	2 <sup>1</sup> / <sub>4</sub> "	3 <sup>1</sup> / <sub>16</sub> "	3 <sup>7</sup> / <sub>8</sub> "	4 <sup>5</sup> / <sub>8</sub> "	5 <sup>7</sup> / <sub>16</sub> "	6 <sup>1</sup> / <sub>4</sub> "	7"	7 <sup>3</sup> / <sub>4</sub> "	8 <sup>9</sup> / <sub>16</sub> "	9 <sup>3</sup> / <sub>8</sub> "	10 <sup>1</sup> / <sub>8</sub> "	10 <sup>15</sup> / <sub>16</sub> "	11 <sup>3</sup> / <sub>4</sub> "	12 <sup>1</sup> / <sub>2</sub> "	13 <sup>5</sup> / <sub>16</sub> "
Drawer Size	Small			Medium				Large							

# 30" WIDE CABINETS >


## ALL BORROUGHS PRE-CONFIGURED CABINETS FEATURE:

- 29<sup>1</sup>/<sub>4</sub>" STANDARD DEPTH
- FORK TRUCK BASE WITH MULTIPLE DRAWER ACCESS & ARE KEYPED DIFFERENT
- PARTITIONS AND DIVIDERS FACTORY INSTALLED

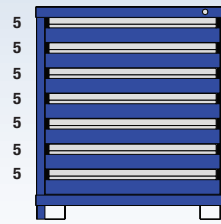
## BENCH HEIGHT (30" W x 29<sup>1</sup>/<sub>4</sub>" D x 33" H)



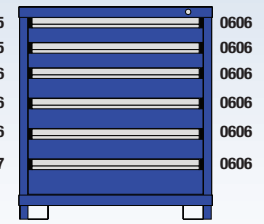
**M1-302935FT-MD07AL**  
• 7 Drawers  
• 152 Compartments



**M1-302935FT-MD07BL**  
• 7 Drawers  
• 133 Compartments



**M1-302935FT-MD07CL**  
• 7 Drawers  
• 91 Compartments




**M1-302935FT-MD06AL**  
• 6 Drawers  
• 150 Compartments


Numbers along the left hand side refer to the "Drawer Number" indicated in the chart at the bottom of the page.



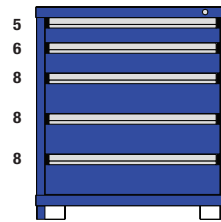
Numbers along the right hand side of each cabinet indicate the drawer interior configuration of the pre-installed partitions and dividers.



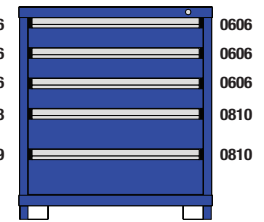
**M1-302935FT-MD06BL**  
• 6 Drawers  
• 124 Compartments



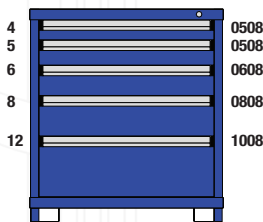
**M1-302935FT-MD06CL**  
• 6 Drawers  
• 108 Compartments




**M1-302935FT-MD05AL**  
• 5 Drawers  
• 104 Compartments



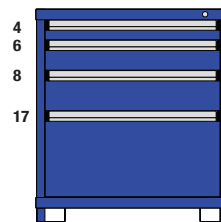
**M1-302935FT-MD05BL**  
• 5 Drawers  
• 99 Compartments



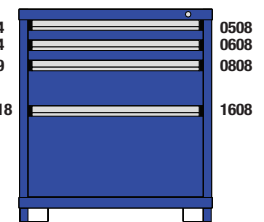
**M1-302935FT-MD05CL**  
• 5 Drawers  
• 96 Compartments



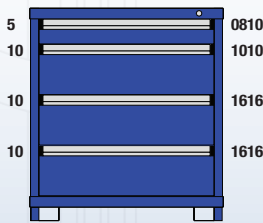
**M1-302935FT-MD05FL**  
• 5 Drawers  
• 76 Compartments




**M1-302935FT-MD04AL**  
• 4 Drawers  
• 88 Compartments



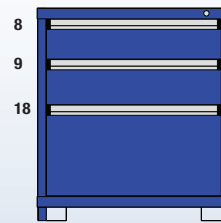
**M1-302935FT-MD04BL**  
• 4 Drawers  
• 68 Compartments



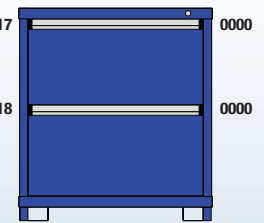
**M1-302935FT-MD04DL**  
• 4 Drawers  
• 29 Compartments



**M1-302935FT-MD03AL**  
• 3 Drawers  
• 40 Compartments



**M1-302935FT-MD03CL**  
• 3 Drawers  
• 36 Compartments



**M1-302935FT-MD02AE**  
• 2 Drawers  
• 2 Compartments

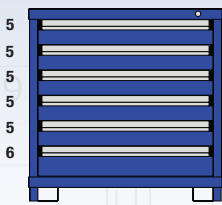
Drawer Number	4	5	6	7	8	9	10	11	12	13	14	15	16	17	18
Usable Height	2 <sup>1</sup> / <sub>4</sub> "	3 <sup>1</sup> / <sub>16</sub> "	3 <sup>7</sup> / <sub>8</sub> "	4 <sup>5</sup> / <sub>8</sub> "	5 <sup>7</sup> / <sub>16</sub> "	6 <sup>1</sup> / <sub>4</sub> "	7"	7 <sup>3</sup> / <sub>4</sub> "	8 <sup>9</sup> / <sub>16</sub> "	9 <sup>3</sup> / <sub>8</sub> "	10 <sup>1</sup> / <sub>8</sub> "	10 <sup>15</sup> / <sub>16</sub> "	11 <sup>3</sup> / <sub>4</sub> "	12 <sup>1</sup> / <sub>2</sub> "	13 <sup>5</sup> / <sub>16</sub> "
Drawer Size	Small			Medium				Large							



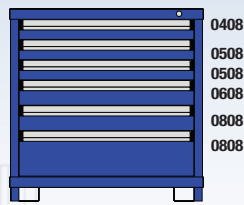
**ALL BORROUGHS PRE-CONFIGURED CABINETS FEATURE:**

- 29<sup>1</sup>/<sub>4</sub>" STANDARD DEPTH
- FORK TRUCK BASE WITH MULTIPLE DRAWER ACCESS & ARE KEYPED DIFFERENT
- PARTITIONS AND DIVIDERS FACTORY INSTALLED

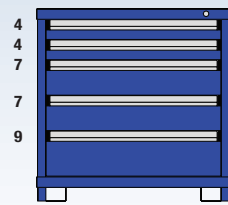
**TABLE HEIGHT (30" W x 29<sup>1</sup>/<sub>4</sub>" D x 30" H)**



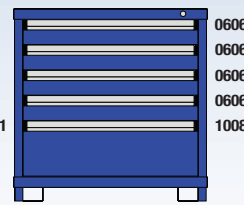
**M1-302931FT-MD06AL**  
 • 6 Drawers  
 • 136 Compartments



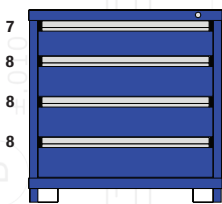
**M1-302931FT-MD06BL**  
 • 6 Drawers  
 • 132 Compartments



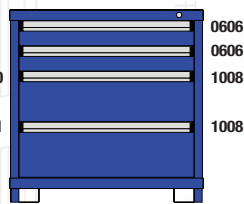
**M1-302931FT-MD05BL**  
 • 5 Drawers  
 • 112 Compartments



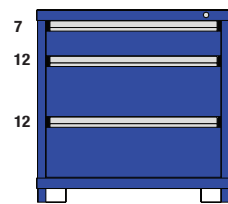
**M1-302931FT-MD05CL**  
 • 5 Drawers  
 • 112 Compartments



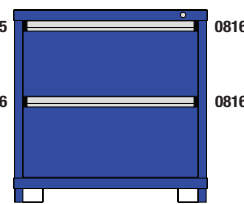
**M1-302931FT-MD04BL**  
 • 4 Drawers  
 • 56 Compartments



**M1-302931FT-MD04DL**  
 • 4 Drawers  
 • 74 Compartments

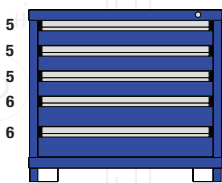


**M1-302931FT-MD03AL**  
 • 3 Drawers  
 • 40 Compartments

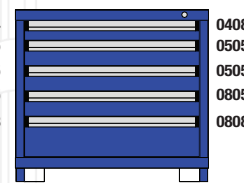


**M1-302931FT-MD02AL**  
 • 2 Drawers  
 • 16 Compartments

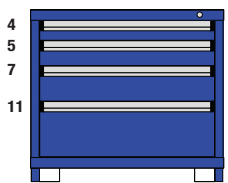
**DESK HEIGHT (30" W x 29<sup>1</sup>/<sub>4</sub>" D x 27" H)**



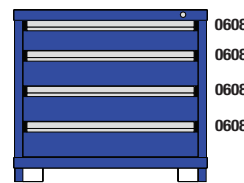
**M1-302927FT-MD05AL**  
 • 5 Drawers  
 • 112 Compartments



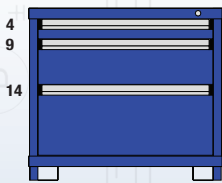
**M1-302927FT-MD05BL**  
 • 5 Drawers  
 • 144 Compartments



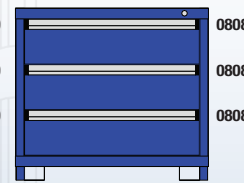
**M1-302927FT-MD04AL**  
 • 4 Drawers  
 • 41 Compartments



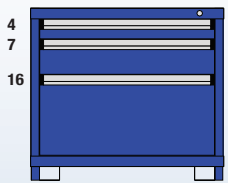
**M1-302927FT-MD04BL**  
 • 4 Drawers  
 • 80 Compartments



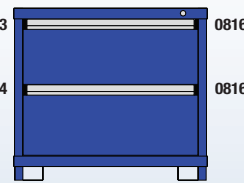
**M1-302927FT-MD03BL**  
 • 3 Drawers  
 • 48 Compartments



**M1-302927FT-MD03CL**  
 • 3 Drawers  
 • 48 Compartments



**M1-302927FT-MD03EL**  
 • 3 Drawers  
 • 50 Compartments




**M1-302927FT-MD02AL**  
 • 2 Drawers  
 • 16 Compartments



*If you have questions regarding the Modular Drawer Cabinets or configurations, please feel free to visit: [www.borroughs.com](http://www.borroughs.com) or call us at 1-800-748-0227 and ask for Customer Service.*

Drawer Table	Drawer Number	4	5	6	7	8	9	10	11	12	13	14	15	16	17	18
Usable Height		2 <sup>1</sup> / <sub>4</sub> "	3 <sup>1</sup> / <sub>16</sub> "	3 <sup>7</sup> / <sub>8</sub> "	4 <sup>5</sup> / <sub>8</sub> "	5 <sup>1</sup> / <sub>16</sub> "	6 <sup>1</sup> / <sub>4</sub> "	7"	7 <sup>3</sup> / <sub>4</sub> "	8 <sup>9</sup> / <sub>16</sub> "	9 <sup>3</sup> / <sub>8</sub> "	10 <sup>1</sup> / <sub>8</sub> "	10 <sup>15</sup> / <sub>16</sub> "	11 <sup>3</sup> / <sub>4</sub> "	12 <sup>1</sup> / <sub>2</sub> "	13 <sup>5</sup> / <sub>16</sub> "
Drawer Size		Small			Medium				Large							

**30" WIDE  
INTERIORS >**

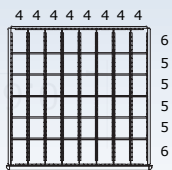




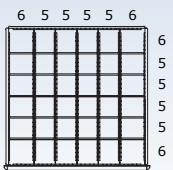
**ALL BORROUGHS PRE-CONFIGURED CABINETS FEATURE:**

- 29<sup>1/4</sup>" STANDARD DEPTH
- FORK TRUCK BASE WITH MULTIPLE DRAWER ACCESS & ARE KEYPED DIFFERENT
- PARTITIONS AND DIVIDERS FACTORY INSTALLED

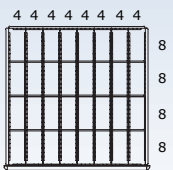
**DRAWER INTERIOR CONFIGURATIONS (25<sup>1/8</sup>" W x 25<sup>1/8</sup>" D CLEAR)**



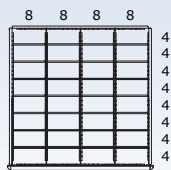
**0406**  
48 compartments



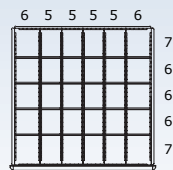
**0505**  
36 compartments



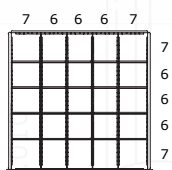
**0408**  
32 compartments



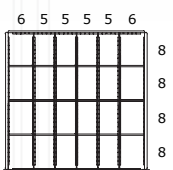
**0804**  
32 compartments



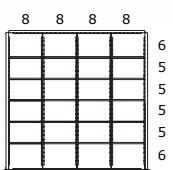
**0506**  
30 compartments



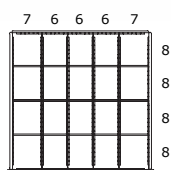
**0606**  
25 compartments



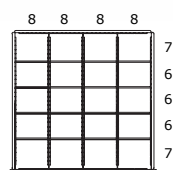
**0508**  
24 compartments



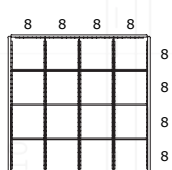
**0805**  
24 compartments



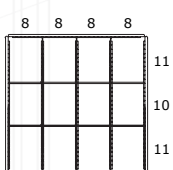
**0608**  
20 compartments



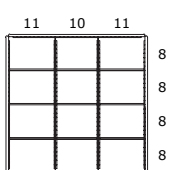
**0806**  
20 compartments



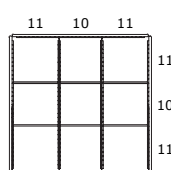
**0808**  
16 compartments



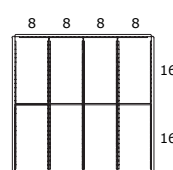
**0810**  
12 compartments



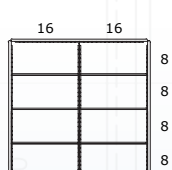
**1008**  
12 compartments



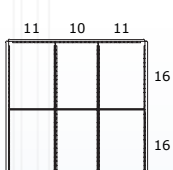
**1010**  
9 compartments



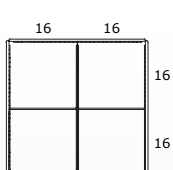
**0816**  
8 compartments



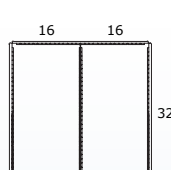
**1608**  
8 compartments



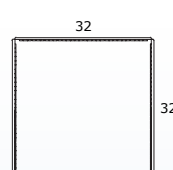
**1016**  
6 compartments



**1616**  
4 compartments



**1632**  
2 compartments



**0000**  
1 compartment

Numbers along the top and side of each drawer interior configuration refer to a specific compartment size. The corresponding dimensions are represented in the chart below.


Compartment Size	3	4	5	6	7	8	9	10	11	12	13	14	15	16
Dimension (Clear)	1 <sup>7/8</sup> "	2 <sup>11/16</sup> "	3 <sup>1/2</sup> "	4 <sup>1/4</sup> "	5 <sup>1/16</sup> "	5 <sup>7/8</sup> "	6 <sup>11/16</sup> "	7 <sup>1/2</sup> "	8 <sup>1/4</sup> "	9 <sup>1/16</sup> "	9 <sup>7/8</sup> "	10 <sup>11/16</sup> "	11 <sup>1/2</sup> "	12 <sup>1/4</sup> "



**ALL BORROUGHS PRE-CONFIGURED CABINETS FEATURE:**


- 29<sup>1</sup>/<sub>4</sub>" STANDARD DEPTH
- FORK TRUCK BASE WITH MULTIPLE DRAWER ACCESS & ARE KEYPED DIFFERENT
- PARTITIONS AND DIVIDERS FACTORY INSTALLED

**EYE LEVEL (45<sup>3</sup>/<sub>16</sub>" W x 29<sup>1</sup>/<sub>4</sub>" D x 59" H)**




**M1-452968FT-MD09CL**

- 9 Drawers
- 135 Compartments




**M1-452968FT-MD08AL**

- 8 Drawers
- 190 Compartments




**M1-452968FT-MD08BL**

- 8 Drawers
- 147 Compartments




**M1-452968FT-MD07AL**

- 7 Drawers
- 148 Compartments




**M1-452968FT-MD07BL**

- 7 Drawers
- 80 Compartments




**M1-452968FT-MD06AL**

- 6 Drawers
- 69 Compartments




**M1-452968FT-MD06BL**

- 6 Drawers
- 64 Compartments



**M1-452968FT-MD05AL**

- 5 Drawers
- 88 Compartments



**M1-452968FT-MD05BL**

- 5 Drawers
- 66 Compartments



If you have questions regarding the Modular Drawer Cabinets or configurations, please feel free to visit: [www.borroughs.com](http://www.borroughs.com) or call us at 1-800-748-0227 and ask for Customer Service.


Drawer Number	4	5	6	7	8	9	10	11	12	13	14	15	16	17	18
Usable Height	2 <sup>1</sup> / <sub>4</sub> "	3 <sup>1</sup> / <sub>16</sub> "	3 <sup>7</sup> / <sub>8</sub> "	4 <sup>5</sup> / <sub>8</sub> "	5 <sup>7</sup> / <sub>16</sub> "	6 <sup>1</sup> / <sub>4</sub> "	7"	7 <sup>3</sup> / <sub>4</sub> "	8 <sup>9</sup> / <sub>16</sub> "	9 <sup>3</sup> / <sub>8</sub> "	10 <sup>1</sup> / <sub>8</sub> "	10 <sup>15</sup> / <sub>16</sub> "	11 <sup>3</sup> / <sub>4</sub> "	12 <sup>1</sup> / <sub>2</sub> "	13 <sup>5</sup> / <sub>16</sub> "
Drawer Size	Small			Medium				Large							

# 45" WIDE CABINETS >

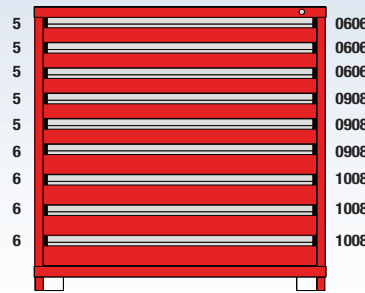
## ALL BORROUGHS PRE-CONFIGURED CABINETS FEATURE:

- 29<sup>1</sup>/<sub>4</sub>" STANDARD DEPTH
- FORK TRUCK BASE WITH MULTIPLE DRAWER ACCESS & ARE KEYPED DIFFERENT
- PARTITIONS AND DIVIDERS FACTORY INSTALLED


## COUNTER HEIGHT (45<sup>3</sup>/<sub>16</sub>" W x 29<sup>1</sup>/<sub>4</sub>" D x 44" H)



**M1-452949FT-MD09AL**  
 • 9 Drawers  
 • 254 Compartments



**M1-452949FT-MD09CL**  
 • 9 Drawers  
 • 237 Compartments




**M1-452949FT-MD07BL**  
 • 7 Drawers  
 • 196 Compartments


Numbers along the left hand side refer to the "Drawer Number" indicated in the chart at the bottom of the page.



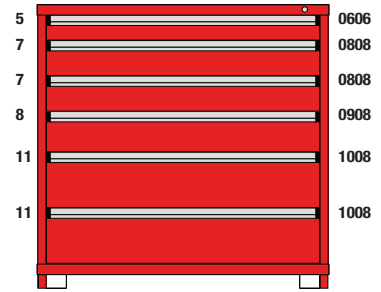
Numbers along the right hand side of each cabinet indicate the drawer interior configuration of the pre-installed partitions and dividers.




**M1-452949FT-MD08AL**  
 • 8 Drawers  
 • 152 Compartments




**M1-452949FT-MD07CL**  
 • 7 Drawers  
 • 166 Compartments




**M1-452949FT-MD06AL**  
 • 6 Drawers  
 • 155 Compartments



**M1-452949FT-MD06BL**  
 • 6 Drawers  
 • 152 Compartments



**M1-452949FT-MD05AL**  
 • 5 Drawers  
 • 140 Compartments



**M1-452949FT-MD05CL**  
 • 5 Drawers  
 • 108 Compartments

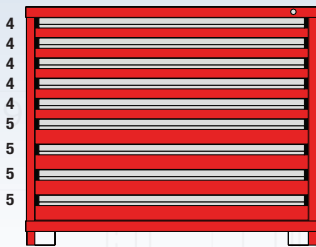
Drawer Number	4	5	6	7	8	9	10	11	12	13	14	15	16	17	18
Usable Height	2 <sup>1</sup> / <sub>4</sub> "	3 <sup>1</sup> / <sub>16</sub> "	3 <sup>7</sup> / <sub>8</sub> "	4 <sup>5</sup> / <sub>8</sub> "	5 <sup>7</sup> / <sub>16</sub> "	6 <sup>1</sup> / <sub>4</sub> "	7"	7 <sup>3</sup> / <sub>4</sub> "	8 <sup>9</sup> / <sub>16</sub> "	9 <sup>3</sup> / <sub>8</sub> "	10 <sup>1</sup> / <sub>8</sub> "	10 <sup>15</sup> / <sub>16</sub> "	11 <sup>3</sup> / <sub>4</sub> "	12 <sup>1</sup> / <sub>2</sub> "	13 <sup>5</sup> / <sub>16</sub> "
Drawer Size	Small			Medium				Large							



**ALL BORROUGHS PRE-CONFIGURED CABINETS FEATURE:**


- 29<sup>1/4"</sup> STANDARD DEPTH
- FORK TRUCK BASE WITH MULTIPLE DRAWER ACCESS & ARE KEYPED DIFFERENT
- PARTITIONS AND DIVIDERS FACTORY INSTALLED

**STAND UP HEIGHT (45<sup>3/16"</sup> W x 29<sup>1/4"</sup> D x 37" H)**



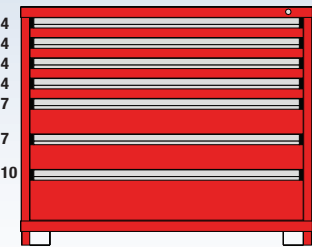
**M1-452940FT-MD09AL**

- 9 Drawers
- 252 Compartments



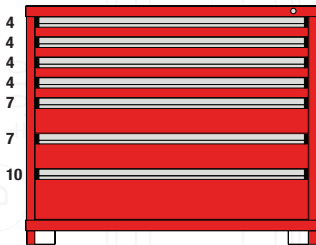
**M1-452940FT-MD09BL**

- 9 Drawers
- 237 Compartments




**M1-452940FT-MD07AL**

- 7 Drawers
- 196 Compartments



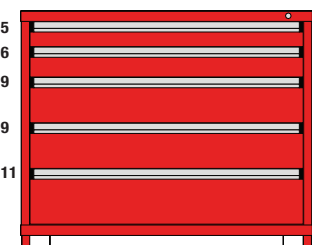
**M1-452940FT-MD07BL**

- 7 Drawers
- 204 Compartments



**M1-452940FT-MD06AL**


- 6 Drawers
- 155 Compartments



**M1-452940FT-MD05AL**


- 5 Drawers
- 111 Compartments

**BENCH HEIGHT (45<sup>3/16"</sup> W x 29<sup>1/4"</sup> D x 33" H)**




**M1-452935FT-MD08BL**

- 8 Drawers
- 261 Compartments



**M1-452935FT-MD06AL**

- 6 Drawers
- 204 Compartments



**M1-452935FT-MD06CL**

- 6 Drawers
- 172 Compartments



**M1-452935FT-MD05BL**

- 5 Drawers
- 126 Compartments



**M1-452935FT-MD04AL**

- 4 Drawers
- 103 Compartments



**M1-452935FT-MD04BL**

- 4 Drawers
- 88 Compartments



If you have questions regarding the Modular Drawer Cabinets or configurations, please feel free to visit: [www.borroughs.com](http://www.borroughs.com) or call us at 1-800-748-0227 and ask for Customer Service.


Drawer Table	Drawer Number	4	5	6	7	8	9	10	11	12	13	14	15	16	17	18
	Usable Height	2 <sup>1/4"</sup>	3 <sup>1/16"</sup>	3 <sup>7/8"</sup>	4 <sup>5/8"</sup>	5 <sup>7/16"</sup>	6 <sup>1/4"</sup>	7"	7 <sup>3/4"</sup>	8 <sup>9/16"</sup>	9 <sup>3/8"</sup>	10 <sup>1/8"</sup>	10 <sup>15/16"</sup>	11 <sup>3/4"</sup>	12 <sup>1/2"</sup>	13 <sup>5/16"</sup>
	Drawer Size	Small			Medium				Large							

# 45" WIDE INTERIORS >

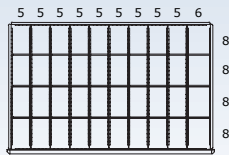
## ALL BORROUGHS PRE-CONFIGURED CABINETS FEATURE:

- 29<sup>1</sup>/<sub>4</sub>" STANDARD DEPTH
- FORK TRUCK BASE WITH MULTIPLE DRAWER ACCESS & ARE KEYED DIFFERENT
- PARTITIONS AND DIVIDERS FACTORY INSTALLED


## DRAWER INTERIOR CONFIGURATIONS (40<sup>1</sup>/<sub>4</sub>" W x 25<sup>1</sup>/<sub>8</sub>" D CLEAR)



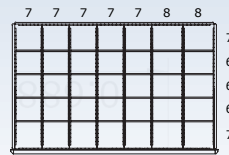
**0606**  
45 compartments



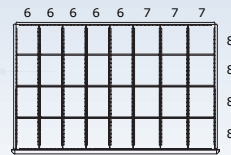
**0508**  
40 compartments



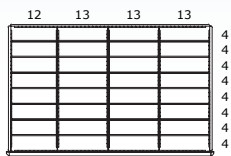
**0608**  
36 compartments



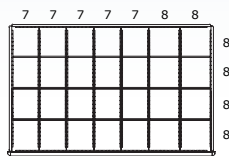
**0706**  
35 compartments



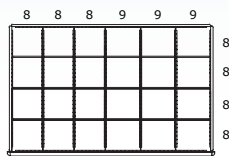
**0708**  
32 compartments



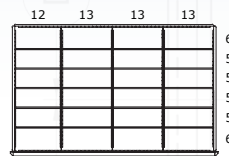
**1204**  
32 compartments



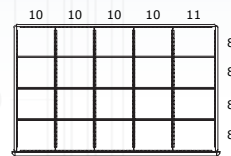
**0808**  
28 compartments



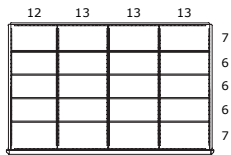
**0908**  
24 compartments



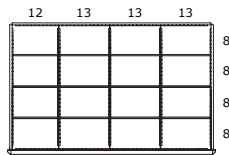
**1205**  
24 compartments



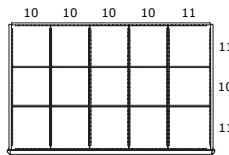
**1008**  
20 compartments



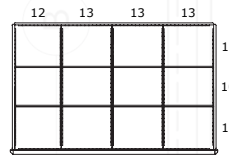
**1206**  
20 compartments



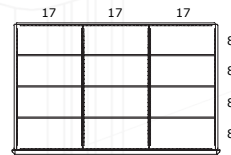
**1208**  
16 compartments



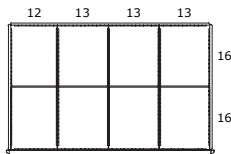
**1010**  
15 compartments



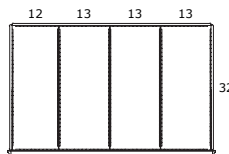
**1210**  
12 compartments



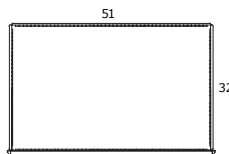
**1708**  
12 compartments



**1216**  
8 compartments




**1232**  
4 compartments



**0000**  
1 compartment

Numbers along the top and side of each drawer interior configuration refer to a specific compartment size. The corresponding dimensions are represented in the chart below.



Compartment Size	3	4	5	6	7	8	9	10	11	12	13	14	15	16
Dimension (Clear)	1 <sup>7</sup> / <sub>8</sub> "	2 <sup>11</sup> / <sub>16</sub> "	3 <sup>1</sup> / <sub>2</sub> "	4 <sup>1</sup> / <sub>4</sub> "	5 <sup>1</sup> / <sub>16</sub> "	5 <sup>7</sup> / <sub>8</sub> "	6 <sup>11</sup> / <sub>16</sub> "	7 <sup>1</sup> / <sub>2</sub> "	8 <sup>1</sup> / <sub>4</sub> "	9 <sup>1</sup> / <sub>16</sub> "	9 <sup>7</sup> / <sub>8</sub> "	10 <sup>11</sup> / <sub>16</sub> "	11 <sup>1</sup> / <sub>2</sub> "	12 <sup>1</sup> / <sub>4</sub> "




# 60" WIDE CABINETS >


## ALL BORROUGHS PRE-CONFIGURED CABINETS FEATURE:

- 29<sup>1</sup>/<sub>4</sub>" STANDARD DEPTH
- FORK TRUCK BASE WITH MULTIPLE DRAWER ACCESS & ARE KEYPED DIFFERENT
- PARTITIONS AND DIVIDERS FACTORY INSTALLED

### EYE LEVEL (60<sup>3</sup>/<sub>8</sub>" W x 29<sup>1</sup>/<sub>4</sub>" D x 59" H)



**M1-602968FT-MD12BL**  
• 12 Drawers  
• 377 Compartments




**M1-602968FT-MD10BL**  
• 10 Drawers  
• 216 Compartments


Numbers along the left hand side refer to the "Drawer Number" indicated in the chart at the bottom of the page.




Numbers along the right hand side of each cabinet indicate the drawer interior configuration of the pre-installed partitions and dividers.




**M1-602968FT-MD09CL**  
• 9 Drawers  
• 378 Compartments



**M1-602968FT-MD07AL**  
• 7 Drawers  
• 208 Compartments



**M1-602968FT-MD06AL**  
• 6 Drawers  
• 144 Compartments



**M1-602968FT-MD05AL**  
• 5 Drawers  
• 86 Compartments

Drawer Number	4	5	6	7	8	9	10	11	12	13	14	15	16	17	18
Usable Height	2 <sup>1</sup> / <sub>4</sub> "	3 <sup>1</sup> / <sub>16</sub> "	3 <sup>7</sup> / <sub>8</sub> "	4 <sup>5</sup> / <sub>8</sub> "	5 <sup>7</sup> / <sub>16</sub> "	6 <sup>1</sup> / <sub>4</sub> "	7"	7 <sup>3</sup> / <sub>4</sub> "	8 <sup>9</sup> / <sub>16</sub> "	9 <sup>3</sup> / <sub>8</sub> "	10 <sup>1</sup> / <sub>8</sub> "	10 <sup>15</sup> / <sub>16</sub> "	11 <sup>3</sup> / <sub>4</sub> "	12 <sup>1</sup> / <sub>2</sub> "	13 <sup>5</sup> / <sub>16</sub> "
Drawer Size	Small			Medium				Large							






**ALL BORROUGHS PRE-CONFIGURED CABINETS FEATURE:**

- 29<sup>1</sup>/<sub>4</sub>" STANDARD DEPTH
- FORK TRUCK BASE WITH MULTIPLE DRAWER ACCESS & ARE KEYPED DIFFERENT
- PARTITIONS AND DIVIDERS FACTORY INSTALLED


**COUNTER HEIGHT (60<sup>3</sup>/<sub>8</sub>" W x 29<sup>1</sup>/<sub>4</sub>" D x 44" H)**




**M1-602949FT-MD12AL**  
 • 12 Drawers  
 • 24 Compartments



**M1-602949FT-MD07AL**  
 • 7 Drawers  
 • 238 Compartments



**M1-602949FT-MD06AL**  
 • 6 Drawers  
 • 224 Compartments



**M1-602949FT-MD05AL**  
 • 5 Drawers  
 • 62 Compartments

Partitions and adjustable dividers make organization easy and convenient for various size parts, tools, or a variety of other items needing to be stored safely and securely.

All Borroughs partitions and dividers are factory installed.




Drawer Number	4	5	6	7	8	9	10	11	12	13	14	15	16	17	18
Usable Height	2 <sup>1</sup> / <sub>4</sub> "	3 <sup>1</sup> / <sub>16</sub> "	3 <sup>7</sup> / <sub>8</sub> "	4 <sup>5</sup> / <sub>8</sub> "	5 <sup>7</sup> / <sub>16</sub> "	6 <sup>1</sup> / <sub>4</sub> "	7"	7 <sup>3</sup> / <sub>4</sub> "	8 <sup>9</sup> / <sub>16</sub> "	9 <sup>3</sup> / <sub>8</sub> "	10 <sup>1</sup> / <sub>8</sub> "	10 <sup>15</sup> / <sub>16</sub> "	11 <sup>3</sup> / <sub>4</sub> "	12 <sup>1</sup> / <sub>2</sub> "	13 <sup>5</sup> / <sub>16</sub> "
Drawer Size	Small			Medium				Large							

# 60" WIDE CABINETS >

## ALL BORROUGHS PRE-CONFIGURED CABINETS FEATURE:


- 29<sup>1</sup>/<sub>4</sub>" STANDARD DEPTH
- FORK TRUCK BASE WITH MULTIPLE DRAWER ACCESS & ARE KEYPED DIFFERENT
- PARTITIONS AND DIVIDERS FACTORY INSTALLED

## STAND-UP HEIGHT (60<sup>3</sup>/<sub>8</sub>" W x 29<sup>1</sup>/<sub>4</sub>" D x 37" H)



**M1-602940FT-MD09AL**

- 9 Drawers
- 225 Compartments



**M1-602940FT-MD07AL**

- 7 Drawers
- 164 Compartments

Numbers along the left hand side refer to the "Drawer Number" indicated in the chart at the bottom of the page.



Numbers along the right hand side of each cabinet indicate the drawer interior configuration of the pre-installed partitions and dividers.



**M1-602940FT-MD06AL**

- 6 Drawers
- 268 Compartments



**M1-602940FT-MD05AL**

- 5 Drawers
- 96 Compartments




Drawer Number	4	5	6	7	8	9	10	11	12	13	14	15	16	17	18
Usable Height	2 <sup>1</sup> / <sub>4</sub> "	3 <sup>1</sup> / <sub>16</sub> "	3 <sup>7</sup> / <sub>8</sub> "	4 <sup>5</sup> / <sub>8</sub> "	5 <sup>7</sup> / <sub>16</sub> "	6 <sup>1</sup> / <sub>4</sub> "	7"	7 <sup>3</sup> / <sub>4</sub> "	8 <sup>9</sup> / <sub>16</sub> "	9 <sup>3</sup> / <sub>8</sub> "	10 <sup>1</sup> / <sub>8</sub> "	10 <sup>15</sup> / <sub>16</sub> "	11 <sup>3</sup> / <sub>4</sub> "	12 <sup>1</sup> / <sub>2</sub> "	13 <sup>5</sup> / <sub>16</sub> "
Drawer Size	Small			Medium				Large							




**ALL BORROUGHS PRE-CONFIGURED CABINETS FEATURE:**

- 29<sup>1/4</sup>" STANDARD DEPTH
- FORK TRUCK BASE WITH MULTIPLE DRAWER ACCESS & ARE KEYED DIFFERENT
- PARTITIONS AND DIVIDERS FACTORY INSTALLED


**BENCH HEIGHT (60<sup>3/8</sup>" W x 29<sup>1/4</sup>" D x 33" H)**




**M1-602935FT-MD08AL**  
 • 8 Drawers  
 • 269 Compartments




**M1-602935FT-MD06AL**  
 • 6 Drawers  
 • 284 Compartments



**M1-602935FT-MD06BL**  
 • 6 Drawers  
 • 161 Compartments



**M1-602935FT-MD05AL**  
 • 5 Drawers  
 • 224 Compartments



**M1-602935FT-MD05BL**  
 • 5 Drawers  
 • 220 Compartments



**M1-602935FT-MD04AL**  
 • 4 Drawers  
 • 76 Compartments



If you have questions regarding the Modular Drawer Cabinets or configurations, please feel free to visit: [www.borroughs.com](http://www.borroughs.com) or call us at 1-800-748-0227 and ask for Customer Service.

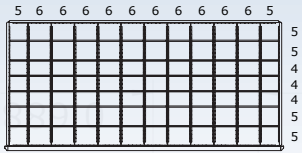
Drawer Table	Drawer Number	4	5	6	7	8	9	10	11	12	13	14	15	16	17	18	
	Usable Height	2 <sup>1/4</sup> "	3 <sup>1/16</sup> "	3 <sup>7/8</sup> "	4 <sup>5/8</sup> "	5 <sup>7/16</sup> "	6 <sup>1/4</sup> "	7"	7 <sup>3/4</sup> "	8 <sup>9/16</sup> "	9 <sup>3/8</sup> "	10 <sup>1/8</sup> "	10 <sup>15/16</sup> "	11 <sup>3/4</sup> "	12 <sup>1/2</sup> "	13 <sup>5/16</sup> "	
	Drawer Size	Small			Medium				Large								

# 60" WIDE INTERIORS >

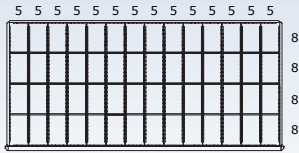
## ALL BORROUGHS PRE-CONFIGURED CABINETS FEATURE:

- 29<sup>1/4</sup>" STANDARD DEPTH
- FORK TRUCK BASE WITH MULTIPLE DRAWER ACCESS & ARE KEYED DIFFERENT
- PARTITIONS AND DIVIDERS FACTORY INSTALLED

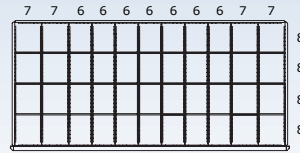
## DRAWER INTERIOR CONFIGURATIONS (55<sup>3/8</sup>" W x 25<sup>1/8</sup>" D CLEAR)



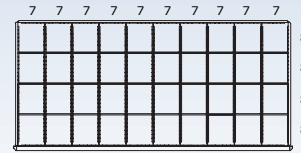
**0504**  
84 compartments



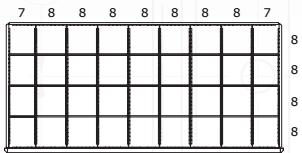
**0508**  
56 compartments



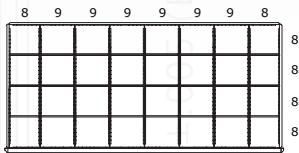
**0608**  
44 compartments



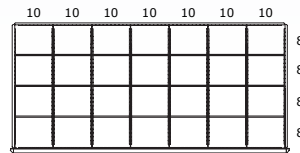
**0708**  
40 compartments



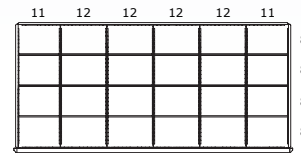
**0808**  
36 compartments



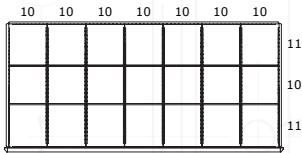
**0908**  
32 compartments



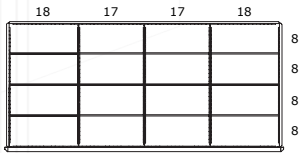
**1008**  
28 compartments



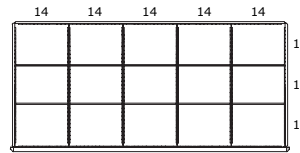
**1208**  
24 compartments



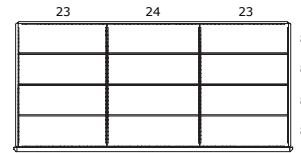
**1010**  
21 compartments



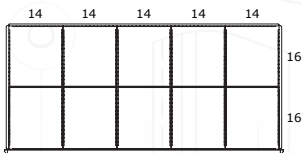
**1708**  
16 compartments



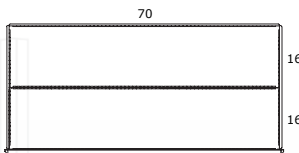
**1410**  
15 compartments



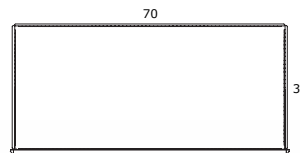
**2308**  
12 compartments



**1416**  
10 compartments



**7016**  
2 compartments



**0000**  
1 compartment

Numbers along the top and side of each drawer interior configuration refer to a specific compartment size. The corresponding dimensions are represented in the chart below.

Compartment Size	3	4	5	6	7	8	9	10	11	12	13	14	15	16
Dimension (Clear)	1 <sup>7/8</sup> "	2 <sup>11/16</sup> "	3 <sup>1/2</sup> "	4 <sup>1/4</sup> "	5 <sup>1/16</sup> "	5 <sup>7/8</sup> "	6 <sup>11/16</sup> "	7 <sup>1/2</sup> "	8 <sup>1/4</sup> "	9 <sup>1/16</sup> "	9 <sup>7/8</sup> "	10 <sup>11/16</sup> "	11 <sup>1/2</sup> "	12 <sup>1/4</sup> "



# OVERHEAD UNITS



MDC PRODUCT MODEL

M1 - 30 29 27 NB - S 2 ND N F

CABINET WIDTH

OPTIONS = 23, 30, 45, 60

CABINET DEPTH

CABINET HEIGHT (in segments)

OPTIONS = 27, 31, 35, 40, 49, 68

### CABINET BASE

OPTION	DESCRIPTION
NB	NO BASE
FT	FORK TRUCK (adds 2 <sup>1</sup> / <sub>8</sub> " to height)
M5	*MOBILE BASE - 5" DIA (adds 7 <sup>1</sup> / <sub>2</sub> " to height)
M6	*MOBILE BASE - 6" DIA (adds 8 <sup>1</sup> / <sub>2</sub> " to height)

\* ONLY AVAILABLE ON 40, 35, 31, 27 CABINET HEIGHTS

- 02 02

### HOUSING & SHELF COLOR

*Overhead housing & shelf color are the same*

OPTION	DESCRIPTION
01	065 INDUSTRIAL GRAY
02	B504 BLUE
03	161 MIST GRAY
04	F604 PEBBLE
05	C386 RED
06	040 BLACK
07	445 WHITE

(SEE BACK PAGE FOR DETAILS ON COLOR)

SHELF QUANTITY

(2) = 27, 31, 35, 40  
(3) = 49, 68

SHELF

### DOOR TYPE

OPTION	DESCRIPTION
ND	NO DOOR

### DOOR LOCK TYPE

OPTION	DESCRIPTION
N	NO DOOR

### STACK CABINET

OPTION	DESCRIPTION
N	DO NOT STACK, SHIP SEPERATELY
F	*FACTORY STACK TO PREVIOUS CABINET LISTED ON ORDER

\* TOTAL COMBINED HEIGHT MUST BE LESS THAN 90"

\* OVERHEAD UNITS MUST BE THE SAME WIDTH AS THE CABINET BELOW.

# OVERHEAD UNITS

M1-232927NB  
S2NDF



M1-232935NB  
S2NDF



M1-302927NB  
S2NDF



M1-302935NB  
S2NDF



M1-452927NB  
S2NDF



M1-452935NB  
S2NDF



**ALL BORROUGHS PRE-CONFIGURED OVERHEAD UNITS FEATURE:**

- 29<sup>1</sup>/<sub>4</sub>" STANDARD DEPTH
- NO BASE
- ONE BASE SHELF & ONE ADJUSTABLE SHELF
- FACTORY STACKED

\* TOTAL COMBINED HEIGHT MUST BE LESS THAN 90"



*If you have questions regarding the Modular Drawer Cabinets or configurations, please feel free to visit: [www.borroughs.com](http://www.borroughs.com) or call us at 1-800-748-0227 and ask for Customer Service.*



M1-602927NB  
S2NDF

M1-602935NB  
S2NDF



# THE ANATOMY OF A BORROUGHS MODULAR DRAWER CABINET



If you have questions regarding the Modular Drawer Cabinets or configurations, please feel free to visit: [www.borroughs.com](http://www.borroughs.com) or call us at 1-800-748-0227 and ask for Customer Service.

**Top & Bottom Pans** are 14 gauge and welded at corners to provide increased strength.

**Handle Length** covers full width of drawer body and is flush with face of the cabinet body.

**Removable Lock Core** allows re-keying without taking cabinet apart.

**True Single Drawer (anti-tilt) & Multi Drawer Mechanisms** available provide flexibility to specific applications.

**Pre-welded Cabinet Frame** at front provides superior squareness and rigidity.

**Bottom Pan** is reinforced for greater lift capacity.

**Fork Truck Bases** are 12 gauge providing ease of transport for cabinets while fully loaded.

**Drawer Suspension** features smooth progressive action based on a captive profile design.

**Side & Back Panels** are 18 gauge providing a strong and rigid case.



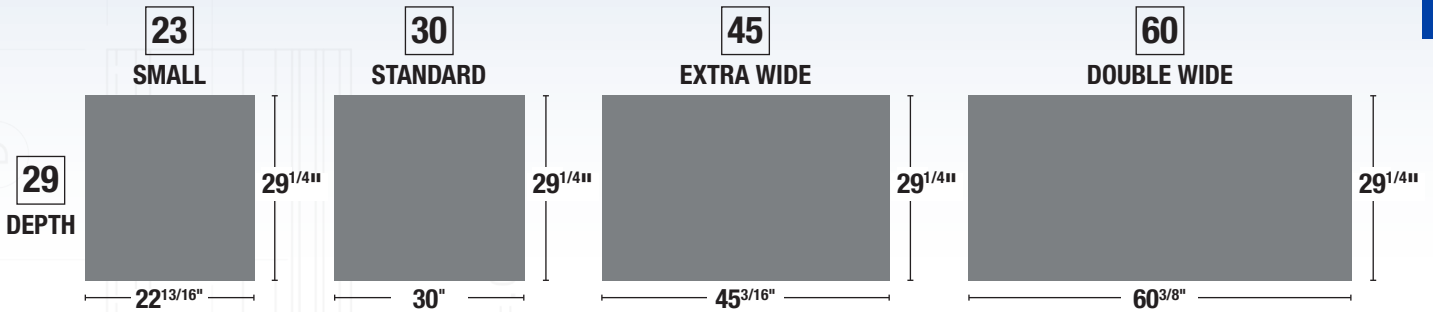
# THE DRIVING MATRIX BEHIND A BORROUGHS MODULAR CABINET



If you have questions regarding the Modular Drawer Cabinets or configurations, please feel free to visit: [www.borroughs.com](http://www.borroughs.com) or call us at 1-800-748-0227 and ask for Customer Service.

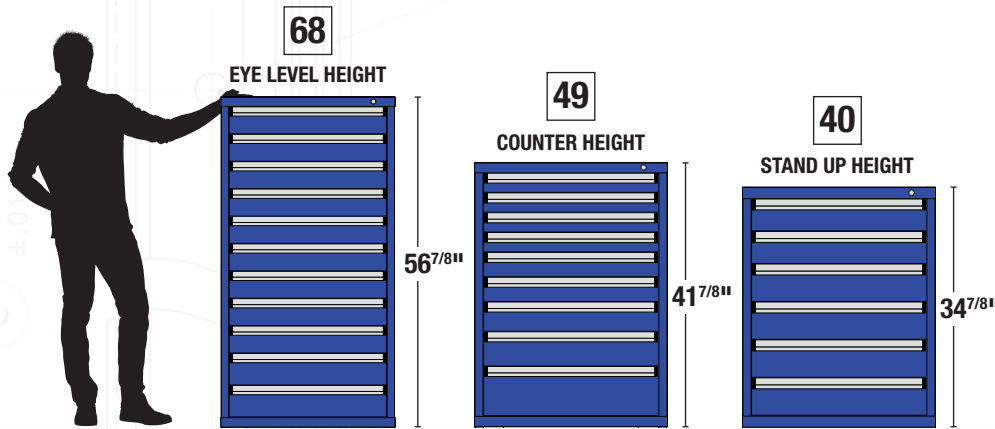
## SELECT A HOUSING WIDTH

4 Pre-configured housing widths available. What will the footprint of your space accommodate?

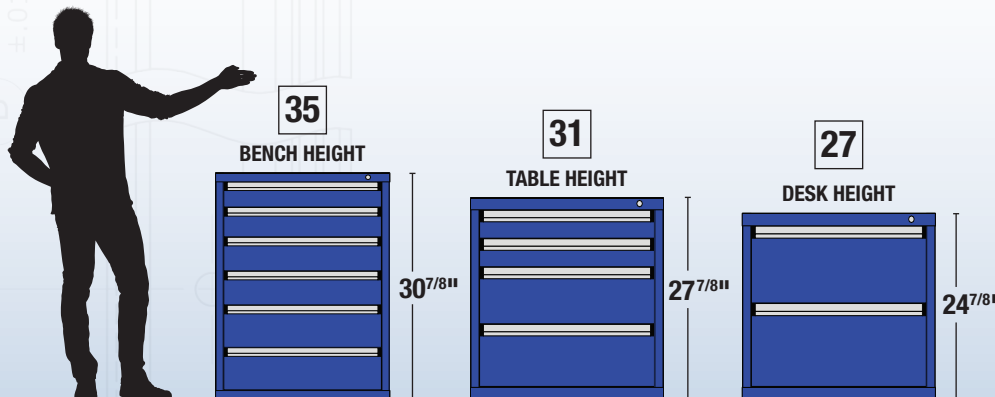


## SELECT HOUSING HEIGHT

6 Pre-configured housing heights available. Cabinets depicted here DO NOT INCLUDE base dimensions.



XX = NOMINAL SIZE, ALL DIMENSIONS ARE ACTUAL




## SELECT THE DRAWER SIZE

15 Pre-configured drawer heights available

Drawer #	Usable Height
4	2 1/4"
5	3 1/16"
6	3 7/8"
7	4 5/8"
8	5 7/16"
9	6 1/4"
10	7"
11	7 3/4"
12	8 9/16"
13	9 3/8"
14	10 1/8"
15	10 15/16"
16	11 3/4"
17	12 1/2"
18	13 5/16"

# CUSTOMIZING YOUR PART NUMBER/CABINET

Each number to the left of the cabinet represents the drawer number. A chart at the bottom of each page has been provided to give measurements of the **USABLE HEIGHT** for each drawer.



Each number to the right of the cabinet represents the drawer interior configuration - with factory installed partitions and dividers.

- **23** drawer interiors are on page **8**
- **30** drawer interiors are on page **16**
- **45** drawer interiors are on page **21**
- **60** drawer interiors are on page **27**

**MDC PRODUCT MODEL**

**M1 - 30 29 68 FT - MD 09 E L**

**CABINET WIDTH**

OPTIONS = 23, 30, 45, 60

**CABINET DEPTH**

**CABINET HEIGHT** (in segments)

OPTIONS = 27, 31, 35, 40, 49, 68

**DRAWER QUANTITY**

## DRAWER LOCK

OPTION	DESCRIPTION
NL	NO LOCK
MD	MULTIPLE DRAWER, KEYED DIFFERENT
MA	MULTIPLE DRAWER, KEYED ALIKE
SD	SINGLE DRAWER, KEYED DIFFERENT
SA	SINGLE DRAWER, KEYED ALIKE
SN	SINGLE DRAWER, NO LOCK

## DRAWER CONFIGURATIONS

A PRE-DETERMINED LETTER THAT DEFINES A SPECIFIC GROUPING OF DRAWERS & INTERIORS

## DRAWER INTERIORS

OPTION	DESCRIPTION
E	EMPTY DRAWERS
L	PRE-CONFIGURED DRAWER INTERIORS (FACTORY INSTALLED)

CABINET BASE	
OPTION	DESCRIPTION
NB	NO BASE
FT	FORK TRUCK (adds 2 1/8" to height)
M5	*MOBILE BASE - 5" DIA (adds 7 1/2" to height)
M6	*MOBILE BASE - 6" DIA (adds 8 1/2" to height)

\* ONLY AVAILABLE ON 40, 35, 31, 27 CABINET HEIGHTS

**- 02 02** (Add to end of product number above)

**HOUSING COLOR**

**DRAWER COLOR**

OPTION	DESCRIPTION
01	065 INDUSTRIAL GRAY
02	B504 BLUE
03	161 MIST GRAY
04	F604 PEBBLE
05	C386 RED
06	040 BLACK
07	445 WHITE

(SEE BACK PAGE FOR DETAILS ON COLOR)

# CHOOSING THE RIGHT OPTIONS FOR YOUR NEEDS



If you have questions regarding the Modular Drawer Cabinets or configurations, please feel free to visit: [www.borroughs.com](http://www.borroughs.com) or call us at 1-800-748-0227 and ask for Customer Service.



### Removable Lock Cores

- Allow for re-keying of cabinets without taking them apart should keys get lost or stolen.
- Cores are available in 2,000 different key codes and can be keyed alike, with a master key.

DRAWER LOCK	
OPTION	DESCRIPTION
NL	NO LOCK
MD	MULTIPLE DRAWER, KEYED DIFFERENT
MA	MULTIPLE DRAWER, KEYED ALIKE
SD	SINGLE DRAWER, KEYED DIFFERENT
SA	SINGLE DRAWER, KEYED ALIKE
SN	SINGLE DRAWER, NO LOCK



**Both Multiple & Single Drawer Access**

M1 - 30 29 68 FT - MD 09 E L

- Pre-Configured cabinets come standard with multiple drawer access keyed different.

CABINET BASE	
OPTION	DESCRIPTION
NB	NO BASE
FT	FORK TRUCK
M5	MOBILE BASE - 5" Dia.
M6	MOBILE BASE - 6" Dia.



- Base options allow for customization.
- Fork truck bases are 12 gauge providing ease of transport for cabinets while fully loaded.
- Fork truck base includes (2) covers.



- Mobile bases (pictured left) include - (2) rigid and (2) swivel casters with a brake.
- Mobile bases include push-pull handle.

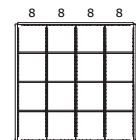
M1 - 30 29 68 FT - MD 09 E L

*\* MOBILE BASES ONLY AVAILABLE ON 40, 35, 31 AND 27 CABINET HEIGHTS.*

- Pre-configured cabinets come standard with fork truck bases.



DRAWER INTERIORS	
OPTION	DESCRIPTION
E	EMPTY DRAWERS
L	PRE-CONFIGURED DRAWER INTERIORS (FACTORY INSTALLED)



- Drawer interiors are provided on pages 8, 16, 21, and 27.


M1 - 30 29 68 FT - MD 09 E L

- Pre-configured cabinets come standard with pre-installed partitions and dividers.

# Borroughs Standard Powder Coat Colors

Borroughs powder coat finishes are high quality, durable and inert. Borroughs offers 7 standard colors. The colors depicted on this publication have been reproduced using a printing process and are only provided as a guide.

The actual painted product may vary.



065 Industrial Gray (01) B504 Blue (02)

161 Mist Gray (03)

F604 Pebble (04)

C386 Red (05)

040 Black (06)

445 White (07)



(877) 247-3834 - dacocorp.com



## Borroughs Corporation

3002 N. Burdick Street Kalamazoo, MI 49004

t: 800-748-0227 | f: 269-342-4161 | [www.borroughs.com](http://www.borroughs.com)

ISO 14001:2004 and 9001:2008 Registered

Printed in the U.S.A. | ©2015 Borroughs Corporation | Form # RR-MDC-VER2.6-2015

