



OPEN UP TO WHAT'S POSSIBLE

MODEL 109-LP

High Speed / Low Profile

High Performance Rigid Roll-Up Door

MARATHON HIGH SPEED, HIGH CYCLE DOORS, DESIGNED FOR THE LONG RUN.

Marathon rigid roll-up doors are designed to provide high speed operation, high cycle life and minimal maintenance.

There are no roller wheels, belts, cables, extension springs or other costly, high wear, moving parts to replace.

With its curved panel profile and low profile header, the 109-LP is ideal for applications with limited headroom and tight side clearances. High speed operation increases security.

Reliable operation means lower maintenance costs and greater performance.



HIGH SPEED

Two doors in one, high speed for quick access and high strength for security. Opening speed of up to 42 inches per second. Adjustable closing speeds. Standard two speed motor.

ULTIMATE DURABILITY

The 109-LP's electric direct drive operator is designed to ensure speed and long life. Rigid unitized, interlocking slats have an anodized aluminum exterior, shock absorbing PVC interior surface, dense polyurethane foam insulation, and nylon wind-locks and wind guides. Side guides are lined with high density PVC eliminating metal-to-metal contact with slats.

MAXIMUM SECURITY

With operating speeds of up to 42" per second, a rigid interlocking slat design and reliable operation, 109-LP door provide the ultimate in protection for your facility.

ENERGY EFFICIENT

The 109-LP's insulated slat package and high speed operation, will significantly lessen air exchange and reduce energy consumption.

INNOVATIVE DESIGN

With the low profile header, side guides, and electric direct drive operator that can be mounted in a variety of configurations, the 109-LP is ideal for applications with limited headroom and tight side clearances. The curved panel profile, allows the door to roll into a space saving compact drum.

DESIGN AND CONSTRUCTION

DOOR SIZES

- Up to 26' W
- Up to 22' H
- Consult factory for specific application

PANEL CONSTRUCTION

- High density foam in place insulated slats with a "K" factor of .12 at 75°

OPERATION

- PLC control panel
- 2-speed operation
 - Open - up to 42 inches per sec
 - Adjustable closing speed
- High output electric direct drive 3 h.p. totally enclosed motor available
- Absolute encoded for calibrating limit position
- NEMA 4 fiberglass control box

PERFORMANCE FEATURES

- Reversing edge for instant stop/reverse
- Send and receive reversing photoeye

OPTIONS

- Rigid, non-insulated anodized aluminum slats
- Extra low profile (reduces overall height by 1")
- Light curtain
- Activation devices
 - Pull cord
 - Single push button
 - Radio control
 - Loop detector
 - Pre-announce to close kit (LED light bar)
 - Motion detector
- Adjustable time delay close with auto close feature
- Window slats (min.4 windows required)
(Custom configurations available)
- Perforated window slats (min. 4 slats required, slats used in full grille applications)
- Non insulated slats
- Operator and barrel shrouds
- Custom colors (anodized or painted)


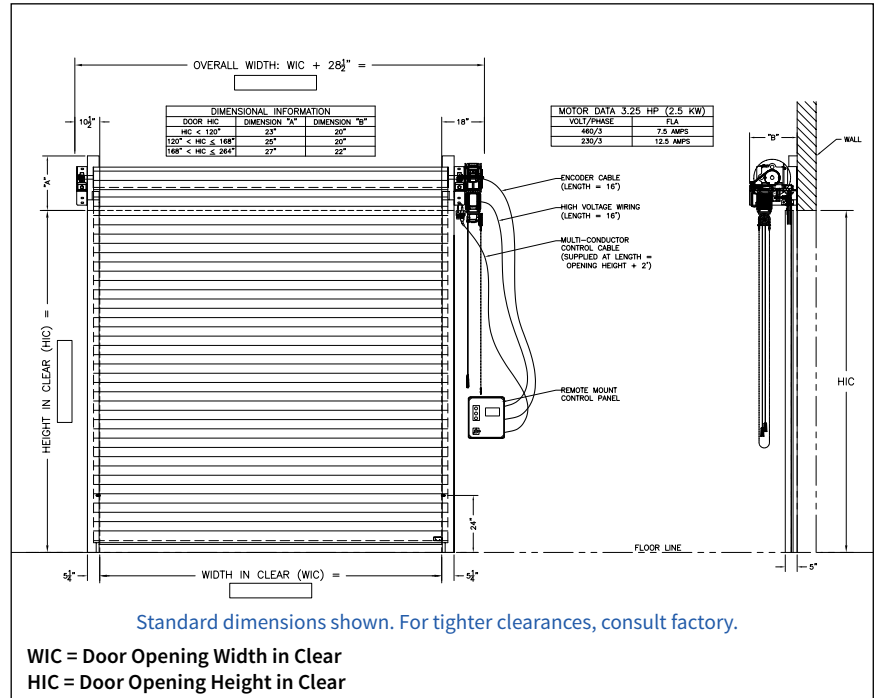
WARRANTY

- Two year limited warranty on all components

MARATHON
AN ASI DOORS BRAND


ENVIRO
AN ASI DOORS BRAND

CLEANSEAL
AN ASI DOORS BRAND




Programmable Logic Control System

Allows interface with building security systems



Optional Polycarbonate Vision Slat Packages

Available in a variety of custom configurations



Optional Grille Slats

Available in a variety of custom configurations



Interlocking Slat Design
Eliminates the need for brackets and seals between slats



Dense Polyurethane Foam Insulation
Seals out winter cold and summer heat



Non Insulated Slats

GSA Contract Holder
FSS Contract GS-07F-0813N

DACO

(877) 247-3834 - dacocorp.com