



OPEN UP TO WHAT'S POSSIBLE


# MODEL 415 ISO-ROLL®

## High-Speed Fabric Roll-Up Door System

### THE INDUSTRY'S UNPARALLELED DOOR SYSTEM OF CHOICE

Cleanseal's fabric roll-up door is designed, engineered and precision manufactured with over 20 years of experience partnering with the leading pharmaceutical companies and architects across the country. The Iso-Roll combines a clean, attractive finish, while maintaining the smallest footprint in the industry. With a heavy-duty fabric curtain, stainless steel components, soft bottom edge technology and a simple breakaway system with automatic reset, this door sets the standard for clean environments.

Using cutting-edge technology and exacting criteria for quality, these doors have surpassed market demands and exceed cGMP, FDA and EMEA requirements. Our quest for uncompromising quality, and our steadfast commitment to meet our customers ever-changing expectations, is evident in one of the most durable, ultra-clean and "personnel friendly" roll-up door systems available in today's highly controlled clean environment marketplace.



#### EXCEPTIONALLY CLEAN

FDA compliant multi-filament polyester reinforced PVC curtain, 304 (316L optional) stainless steel with #4 brushed finish, sloped top shrouds that completely enclose curtain roll and drive assembly, and smooth acrylic coated curtain allow for easy wipe down.

#### TIGHTEST SEAL

"Soft seal" bottom edge allows curtain to mold to the floor's contours with little or no gap and stops air infiltration from the ground up.

#### LOW PROFILE

The Iso-Roll requires only 3 1/8" of side room clearance and only 17 1/2" of head clearance standard with an optional 12" design available.

#### AUTOMATIC CURTAIN RESET

If a curtain becomes displaced from its track, it will automatically reset on every upward cycle.

#### OPTIONAL MANUAL RELEASE

If power is lost, simply push through the curtain (from either side) at the clearly marked location near the side frame and walk through. (Optional)

#### UNMATCHED QUALIFICATIONS

Our professional sales consulting team will ensure your mission-critical requirements, while maintaining our uncompromising dedication to quality and value added services.

#### ADVANCED TECHNOLOGY

Standard frequency inverter, absolute encoder technology, and micro processor controller allow for smooth and quiet soft start/soft stop door operations. Adjustable open and close speeds and flexible inverter technology allow easy tailoring for user's exact needs.

## DESIGN AND CONSTRUCTION

### DOOR SIZES

- Up to 12' x 12' (For additional sizes - consult factory)

### PANEL CONSTRUCTION

- .030 thick multi-filament PVC coated curtain material, FDA compliant
- White or blue color curtain standard (Other colors available upon request)
- 28" high, full width, clear PVC vision panel
- No windknobs or windbars required
- Soft bottom edge - no bottom bar required

### FRAME & SHROUD CONSTRUCTION

- Side frames constructed with 12 ga., 304 #4 stainless steel with 20 ga. stainless steel covers
- Side frames designed for maximum durability and easy wipe-down/wash-down with quick inspection
- 16 ga. sloped shrouds completely enclose the curtain roll and drive motor

### OPERATOR FEATURES

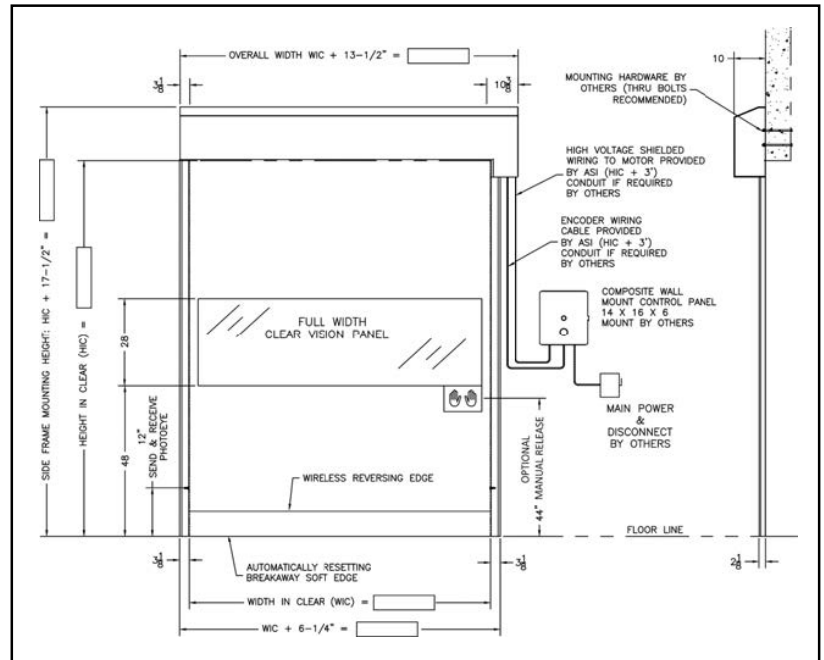
- High performance, high efficiency 1 HP electric motor
- Available in 120/208/230v single-phase, or 460v three-phase power
- Absolute encoder controlled
- Adjustable open and close speeds up to 50"/sec. (50"/sec. open and 25"/sec. close std.)

### OPTIONS

- Manual release
- Custom designed interlocking system
- Touchless activation devices
- Time delay close
- Battery back-up system (120 volt AC only)
- Pre-announce to close kit
- Remote mount push buttons
- Photoeye or motion sensor activation
- Consult factory for window options
- Radio control activation-single or multi-channel transmitter

### WARRANTY

- One year limited warranty on all components



WIC = Door Opening Width in Clear  
HIC = Door Opening Height in Clear



**Optional Manual Release**

- Simple push through curtain
- No special release mechanisms required
- No counterweights or springs required




**Breakaway with Auto Reset**

- Upon impact the door will automatically reset on the next upward cycle



**Wireless, Soft Bottom Edge**

- The ultimate safety for personnel
  - Provides optimal sealing
  - Easy to clean



**Optional Vertical Vision Panels**

- Provides increased visibility
- Maximizes safety for personnel