


# EXTRA-HEAVY DUTY FLOOR SCALES

## Mild Steel



- Extra Steel Reinforced Heavy-Duty Construction
- Top Side Access to Self-Leveling and Adjustable Height Load Cells
- Stainless Steel Hermetically-Sealed Waterproof Load Cells
- Channel Construction Load Cell Protection from Forklifts
- Checkered Steel Scale Deck Provides Traction



Cardinal Scale's legendary FloorHugger floor scales feature extra-steel reinforced construction for superior load cell protection against forklifts.



Cardinal Floor Hugger model FHN-1054 floor scale pictured here with optional model 190 digital weight indicator

### EXTRA HEAVY-DUTY FLOOR HUGGERS | Checkered Deck\*

| Model    | Capacity         | Platform Size | Platform Height | NTEP | Shipping Weight |
|----------|------------------|---------------|-----------------|------|-----------------|
| FHN-533  | 5,000 lb x 1 lb  | 3 ft x 3 ft   | 3.8 in          | ●    | 467 lb          |
| FHN-544  | 5,000 lb x 1 lb  | 4 ft x 4 ft   | 3.8 in          | ●    | 521 lb          |
| FHN-554  | 5,000 lb x 1 lb  | 5 ft x 4 ft   | 3.8 in          | ●    | 610 lb          |
| FHN-555  | 5,000 lb x 1 lb  | 5 ft x 5 ft   | 3.8 in          | ●    | 701 lb          |
| FHN-564  | 5,000 lb x 1 lb  | 6 ft x 4 ft   | 3.8 in          | ●    | 745 lb          |
| FHN-565  | 5,000 lb x 1 lb  | 6 ft x 5 ft   | 3.8 in          | ●    | 715 lb          |
| FHN-575  | 5,000 lb x 1 lb  | 7 ft x 5 ft   | 3.8 in          | ●    | 940 lb          |
| FHN-584  | 5,000 lb x 1 lb  | 8 ft x 4 ft   | 3.8 in          | ●    | 735 lb          |
| FHN-1044 | 10,000 lb x 2 lb | 4 ft x 4 ft   | 3.8 in          | ●    | 521 lb          |
| FHN-1054 | 10,000 lb x 2 lb | 5 ft x 4 ft   | 3.8 in          | ●    | 610 lb          |
| FHN-1055 | 10,000 lb x 2 lb | 5 ft x 5 ft   | 3.8 in          | ●    | 701 lb          |
| FHN-1064 | 10,000 lb x 2 lb | 6 ft x 4 ft   | 3.8 in          | ●    | 745 lb          |
| FHN-1075 | 10,000 lb x 2 lb | 7 ft x 5 ft   | 3.8 in          | ●    | 940 lb          |

### PIT FRAMES

| Model | Platform Size | Shipping Weight |
|-------|---------------|-----------------|
| PTN33 | 3 ft x 3 ft   | 100 lb          |
| PTN44 | 4 ft x 4 ft   | 122 lb          |
| PTN54 | 5 ft x 4 ft   | 133 lb          |
| PTN55 | 5 ft x 5 ft   | 144 lb          |
| PTN64 | 6 ft x 4 ft   | 144 lb          |
| PTN75 | 7 ft x 5 ft   | 168 lb          |
| PTN44 | 4 ft x 4 ft   | 122 lb          |
| PTN54 | 5 ft x 4 ft   | 133 lb          |
| PTN55 | 5 ft x 5 ft   | 144 lb          |
| PTN64 | 6 ft x 4 ft   | 144 lb          |
| PTN75 | 7 ft x 5 ft   | 168 lb          |

### RAMPS | Checkered Deck

| Model    | Ramp Width | Ramp Length | Shipping Weight** |
|----------|------------|-------------|-------------------|
| FHN-500  | 3 ft       | 32.5 in     | 155 lb            |
| FHN-501  | 4 ft       | 32.5 in     | 185 lb            |
| FHN-501  | 4 ft       | 32.5 in     | 185 lb            |
| FHN-502  | 5 ft       | 32.5 in     | 231 lb            |
| FHN-502  | 5 ft       | 32.5 in     | 231 lb            |
| FHN-501  | 4 ft       | 32.5 in     | 185 lb            |
| FHN-503  | 6 ft       | 32.5 in     | 272 lb            |
| FHN-502  | 5 ft       | 32.5 in     | 231 lb            |
| FHN-503  | 6 ft       | 32.5 in     | 272 lb            |
| FHN-502  | 5 ft       | 32.5 in     | 231 lb            |
| FHN-504  | 7 ft       | 32.5 in     | 313 lb            |
| FHN-501  | 4 ft       | 32.5 in     | 185 lb            |
| FHN-1001 | 4 ft       | 32.5 in     | 185 lb            |
| FHN-1001 | 4 ft       | 32.5 in     | 185 lb            |
| FHN-1002 | 5 ft       | 32.5 in     | 231 lb            |
| FHN-1002 | 5 ft       | 32.5 in     | 231 lb            |
| FHN-1001 | 4 ft       | 32.5 in     | 185 lb            |
| FHN-1003 | 6 ft       | 32.5 in     | 272 lb            |
| FHN-1002 | 5 ft       | 32.5 in     | 231 lb            |
| FHN-1004 | 7 ft       | 32.5 in     | 313 lb            |

### PRE-CALIBRATED WITH INDICATOR | Floor Huggers

| Model       | Capacity        | Platform Size | Platform Height | NTEP | Shipping Weight |
|-------------|-----------------|---------------|-----------------|------|-----------------|
| FHN-544-180 | 5,000 lb x 1 lb | 4 ft x 4 ft   | 3.8 in          | ●    | 521 lb          |
| FHN-544-204 | 5,000 lb x 1 lb | 4 ft x 4 ft   | 3.8 in          | ●    | 521 lb          |

\* Stainless steel load cells. Leveling adjustment from top of deck. Scale includes 15 ft load cell cable and lifting eye bolt. Specify FH cable 15 ft or FH cable 30 ft. Ramps must be added if required.

\*\* Shipping weights are approximate for each ramp.

### PIT FRAMES


| Model | Platform Size | Shipping Weight |
|-------|---------------|-----------------|
| PTN44 | 4 ft x 4 ft   | 122 lb          |
| PTN44 | 4 ft x 4 ft   | 122 lb          |

### RAMPS | Checkered Deck

| Model   | Ramp Width | Ramp Length | Shipping Weight |
|---------|------------|-------------|-----------------|
| FHN-501 | 4 ft       | 32.5 in     | 185 lb          |
| FHN-501 | 4 ft       | 32.5 in     | 185 lb          |

### BASE ANCHORS


| Model  | Description   |
|--------|---|
| BA510K | (4) Painted base anchor and bolts for FH up to 10,000 lb capacity |
| BA20K  | (4) Painted base anchor and bolts for FH up to 20,000 lb capacity |



# EXTRA-HEAVY DUTY FLOOR SCALES Stainless Steel



\* Most models – see chart below.



FHN-544S

- Corrosion-Resistant Stainless Steel Platform
- Washdown for Easy Clean-up
- Top Side Access to Self-Leveling and Adjustable Height Load Cells
- Stainless Steel Hermetically-Sealed Waterproof Load Cells
- Checkered Steel Scale Deck Provides Traction
- Extra-Large Sizes and Capacities Available

### STAINLESS STEEL FLOOR HUGGERS | Checkered Deck\*

| Model     | Capacity         | Platform Size | Platform Height | NTEP | Shipping Weight |
|-----------|------------------|---------------|-----------------|------|-----------------|
| FHN-533S  | 5,000 lb x 1 lb  | 3 ft x 3 ft   | 3.8 in          | ●    | 467 lb          |
| FHN-544S  | 5,000 lb x 1 lb  | 4 ft x 4 ft   | 3.8 in          | ●    | 521 lb          |
| FHN-554S  | 5,000 lb x 1 lb  | 5 ft x 4 ft   | 3.8 in          | ●    | 610 lb          |
| FHN-555S  | 5,000 lb x 1 lb  | 5 ft x 5 ft   | 3.8 in          | ●    | 701 lb          |
| FHN-564S  | 5,000 lb x 1 lb  | 6 ft x 4 ft   | 3.8 in          | ●    | 745 lb          |
| FHN-575S  | 5,000 lb x 1 lb  | 7 ft x 5 ft   | 3.8 in          | ●    | 940 lb          |
| FHN-1044S | 10,000 lb x 2 lb | 4 ft x 4 ft   | 3.8 in          | ●    | 521 lb          |
| FHN-1054S | 10,000 lb x 2 lb | 5 ft x 4 ft   | 3.8 in          | ●    | 610 lb          |
| FHN-1055S | 10,000 lb x 2 lb | 5 ft x 5 ft   | 3.8 in          | ●    | 701 lb          |
| FHN-1064S | 10,000 lb x 2 lb | 6 ft x 4 ft   | 3.8 in          | ●    | 745 lb          |
| FHN-1075S | 10,000 lb x 2 lb | 7 ft x 5 ft   | 3.8 in          | ●    | 940 lb          |

\* Scale includes 15 ft load cell cable and lifting eye bolt. Ramps must be added if desired. Specify FH cable 15 ft or FH cable 30 ft.

\*\* Shipping weights are approximate for each ramp.

### PIT FRAMES

| Model   | Platform Size | Shipping Weight |
|---------|---------------|-----------------|
| PTN33SS | 3 ft x 3 ft   | 100 lb          |
| PTN44SS | 4 ft x 4 ft   | 122 lb          |
| PTN54SS | 5 ft x 4 ft   | 133 lb          |
| PTN55SS | 5 ft x 5 ft   | 144 lb          |
| PTN64SS | 6 ft x 4 ft   | 144 lb          |
| PTN75SS | 7 ft x 5 ft   | 168 lb          |
| PTN44SS | 4 ft x 4 ft   | 122 lb          |
| PTN54SS | 5 ft x 4 ft   | 133 lb          |
| PTN55SS | 5 ft x 5 ft   | 144 lb          |
| PTN64SS | 6 ft x 4 ft   | 144 lb          |
| PTN75SS | 7 ft x 5 ft   | 168 lb          |

### RAMPS | Checkered Deck

| Model     | Ramp Width | Ramp Length | Shipping Weight** |
|-----------|------------|-------------|-------------------|
| FHN-500S  | 3 ft       | 32.5 in     | 155 lb            |
| FHN-501S  | 4 ft       | 32.5 in     | 185 lb            |
| FHN-501S  | 4 ft       | 32.5 in     | 185 lb            |
| FHN-502S  | 5 ft       | 32.5 in     | 231 lb            |
| FHN-502S  | 5 ft       | 32.5 in     | 231 lb            |
| FHN-501S  | 4 ft       | 32.5 in     | 185 lb            |
| FHN-503S  | 6 ft       | 32.5 in     | 272 lb            |
| FHN-502S  | 5 ft       | 32.5 in     | 231 lb            |
| FHN-504S  | 7 ft       | 32.5 in     | 313 lb            |
| FHN-1001S | 4 ft       | 32.5 in     | 266 lb            |
| FHN-1001S | 4 ft       | 32.5 in     | 266 lb            |
| FHN-1002S | 5 ft       | 32.5 in     | 400 lb            |
| FHN-1002S | 5 ft       | 32.5 in     | 400 lb            |
| FHN-1001S | 4 ft       | 32.5 in     | 266 lb            |
| FHN-1003S | 6 ft       | 32.5 in     | 472 lb            |
| FHN-1002S | 5 ft       | 32.5 in     | 400 lb            |
| FHN-1004S | 7 ft       | 32.5 in     | 542 lb            |

### STAINLESS STEEL BASE ANCHORS

| Model    | Description  |
|----------|--|
| BA510KSS | (4) Base anchor and bolts for FHN up to 10,000 lb capacity |
| BA20KSS  | (4) Base anchor and bolts for FHN 20,000                   |

**Cardinal**  
Cardinal Scale Manufacturing Co.  
203 E. Daugerty, Webb City, MO 64870 USA  
Ph: 417-673-4631 or 800-441-4237 • Fax: 417-673-5001  
[www.CardinalScale.com](http://www.CardinalScale.com)

Mobile: [m.cardinalscale.com](http://m.cardinalscale.com)

SOLD BY:

**DACO**

(877) 247-3834 - [dacocorp.com](http://dacocorp.com)

Cardinal Scale reserves the right to improve, enhance or modify features and specifications without prior notice. All registered trademarks are the property of their respective owners.

© Copyright 2017 Cardinal Scale Mfg. Co. - Printed in USA - MWC/4K/0317/411A